

TENTATIVE BUDGET

Fiscal Year 2024-2025



LONG BEACH COMMUNITY COLLEGE DISTRICT

Long Beach City College

**LONG BEACH COMMUNITY COLLEGE DISTRICT
2024-2025 Tentative Budget**

Submitted by:

Mike Muñoz, Ed.D.
Superintendent-President

To the:

Board of Trustees
Vivian Malauulu, President

Dr. Virginia Baxter, Vice President
Herlinda Chico, Member

Uduak-Joe Ntuk, Member
Sunny Zia, Member

June 26, 2024

Long Beach Community College District

2024-2025 Tentative Budget

Table of Contents

Superintendent’s Message 1

Budget Assumptions and Implications 11

Summary of All Expenditures and Other Outgo by Fund 17

Unrestricted General Fund (Fund #01) 18

Restricted General Fund (Fund #12)..... 25

 Restricted Parking Program..... 39

 Student Health Centers 41

Associated Student Body Fund (Fund #72) 43

Capital Projects Fund (Fund #41)..... 46

Child and Adult Development (Fund #33)..... 52

Contract/Community Education Fund (Fund #59) 56

Equity Award (Fund #78)..... 59

Event & Filming Services Fund (Fund #58) 63

 (formerly Veterans Stadium Operations Fund)

General Obligation Bond Funds 68

 Measure E (Fund #46)..... 75

 Measure LB (Fund #47) 78

Retiree Health Fund (Fund #79)..... 81

Self Insurance Fund (Fund #61) 85

Student Financial Aid Fund (Fund #74) 89

Student Representation Fee Fund (Fund #71) 93

Long Beach Community College District
2024-2025 Tentative Budget

Superintendent's Message

June 26, 2024

Board of Trustees
Long Beach, California 90808

Board President, Members of the Board, and Members of the Community:

The May Revise 2024-25 Budget was unusual for two reasons. First, it was released early, on May 10, 2024, but without all the typical budget details. Those details followed on May 14, the statutory deadline for the May Revise. Second, it included an unprecedented maneuver (the Proposition 98 Funding Maneuver) to shield K-14 education from ongoing programmatic budget reductions. On the positive side, the maneuver avoids budget cuts and deferrals for K-12 education. The negative side is the manipulation of the Proposition 98 minimum funding guarantee for K-14, which is a form of borrowing from future years allocations to bridge the current year's budget gap. The State Budget deficit of \$37.9 billion in January is now \$27.6 billion after factoring in the Governor's early action measures. Along with the maneuver, the Governor uses withdrawals from reserves to balance the State Budget. This allows the Governor to provide the following for K-14 education: fully funded 1.07% statutory cost of living adjustment (COLA); moderate growth funding; COLA increase for selected categorical programs; maintain prior year funding for other programs and even add some small new special program allocations in line with his Vision 2030. May Revise Budget details and estimated impacts to LACC are highlighted below:

Apportionment

- Cost of Living Adjustment (COLA) of 1.07% - \$100.2 million
 - **\$1.6 million** for LBCC
- 0.5% Enrollment Growth funds – \$28.1million
 - Growth authority for LBCC is limited to 0.11%

**Long Beach Community College District
2024-2025 Tentative Budget**

Superintendent's Message

- No growth is anticipated for LBCC – in restoration mode, not growth mode

Categorical Programs

- Cost of Living Adjustment (COLA) of 1.07% for the usual select categorical programs (DSPS, EOPS, CalWORKs, Child Care Tax Bailout, Mandated Costs, CARE, and Adult Education) - \$14.2 million
 - **\$240,000** for LBCC
- Nursing program capacity expansion - \$60 million one-time
 - The program goal is to address the nursing shortage.
 - The impact on LBCC is unknown.
- Several small projects - \$35 million related to the Governor's Vision 2030 priorities.
 - The impact of these projects on LBCC is unknown.
- Other categorical programs – no change

Capital Facilities

(Limited to one project this year)

- \$29.3 million in Proposition 51 capital outlay funding for one continuing project – one-time
 - Does not include LBCC projects
 - LBCC projects continue with funding from prior budgets

State Reserve Withdrawals

- Budget Stabilization Account (BSA, also known as the rainy-day fund) - \$12.2 billion
- Public School System Stabilization Account (PSSSA) - \$914.0 million
 - That will substantially deplete the reserve on June 30, 2025

The Tentative Budget includes 14 funds totaling \$1.1 billion and is based on the attached budget assumptions developed by the Budget Advisory Committee.

**Long Beach Community College District
2024-2025 Tentative Budget**

Superintendent's Message

Personnel

Salary increases matching the proposed state-funded cost of living adjustment (COLA) of 1.07% are applied to all full-time bargaining unit salaries for the 2024-25 Tentative Budget. This is based on 3-year agreements with classified, full-time faculty and part-time faculty unions, which were approved by the Board in 2023-24. The agreements call for increases equal to funded COLAs in enacted state budgets. These increases add a total of \$847,000 in salaries and \$376,000 in benefits to the Tentative Budget.

Unrestricted General Fund

The total Unrestricted General Fund budget for 2024-25 is \$198.3 million. The salary and benefit changes noted above mainly impact the Unrestricted General Fund, but also impact budgets in other funds.

The 2023-24 Adopted Budget included an operating deficit of (\$1.8) million. After all of the changes throughout the fiscal year, the estimated actual deficit for 2023-24 is substantially the same, at (\$1.9) million. Apportionment revenue is \$2.3 million over budget due to prior year apportionment resulting from the prior year's 2.0% deficit factor fully backfilled in the current year. Other local revenue is \$2.8 million over budget due mainly to county cash interest rates increasing to over 4%, well over the budgeted 2%. Salaries are (\$0.3) million below budget due mainly to vacancies. Many one-time projects were delayed to next year resulting in (\$1.5) million in budget savings. Interfund transfers increased by \$7.0 million due mainly to transfers to the capital outlay fund for several infrastructure projects. That totals a net increase in the deficit of (\$0.1) million resulting in the estimated actual deficit of (\$1.9) million for 2023-24.

I am recommending a Tentative Budget with an operating deficit of (\$6.3) million resulting in a \$63.8 million (32.2%) ending fund balance at June 30, 2025. Please keep in mind that this budget, like all budgets, is based on the information available at this time. As additional information becomes available, it will be included in revised budgets throughout the fiscal year. It is important to note that there are unknown items not included in this budget such as the impacts of the final State Budget to be enacted by June 30, 2024, and unforeseen items that typically come up during the course of a fiscal year.

**Long Beach Community College District
2024-2025 Tentative Budget**

Superintendent's Message

This budget reflects the major impacts of the May Revise State Budget. More details about revenue and expense changes from 2023-24 estimated actuals compared to the fiscal year 2024-25 Tentative Budget are detailed below to better explain the operating deficit.

Revenues: Major increases/(decreases):

Changes from 2023-24 - Estimated Actuals		Comments
Apportionment	(\$1.6) million decrease	The decrease is the net of: <ul style="list-style-type: none"> • \$1.6 million increase due to the 1.07% COLA • (\$3.2) million decrease in prior year apportionment adjustments
Local Revenue	(\$1.3) million decrease	Due to moving parking citation revenue to the restricted fund and the projected decrease in interest rates and interest income.

**Long Beach Community College District
2024-2025 Tentative Budget**

Superintendent's Message

Expenditures: Major increases/(decreases):

Changes from 2023-24 - Estimated Actuals		Comments
Total Academic Salaries	\$3.6 million increase	The increase is due to step and column increases; 1.07% COLA increases, hiring 13 new full-time faculty, 2 long-term substitutes, part-time faculty office hours, and hourly backfill for counselors and librarian in the general fund.
Total Classified Salaries	\$2.3 million increase	The increase is due to step and column increases, the 1.07% salary increase, and budgeting of currently vacant positions.
Total Benefits	\$2.5 million increase	The increase is due to increases to certain benefit rates, most notably 0.37% for PERS and 5.8% for health insurance premiums, as well as the increase to statutory benefits due to increased salaries.

**Long Beach Community College District
2024-2025 Tentative Budget**

Superintendent's Message

Changes from 2023-24 - Estimated Actuals		Comments
Capital Outlay	(\$1.0) million decrease	The decrease is due to one-time equipment purchases in 2023-24.
One-Time Expenditures	\$1.1 million increase	The increase is due to plans to complete projects delayed in 2023-24.
Other Outgo	(\$7.4) million decrease	The decrease is due mainly to the net of the \$0.6 million transfer to the Restricted General fund to help serve additional student health needs; the (\$7.0) million one-time transfer to the Capital Outlay Fund in the prior year for infrastructure projects; less (\$0.4) million one-time transfer to the self-insurance fund to cover retrospective premium adjustments going back to the 1980's.

Reserves

Board Policy 6200 requires a minimum 16.67% reserve in the Unrestricted General Fund. Therefore, \$33.1 million has been budgeted for this purpose. \$26.0 million is budgeted for economic uncertainty. Additionally, \$0.7 million is reserved for expenditures planned for future projects, and \$4.1 million has been reserved for vacation and load banking. If it becomes necessary to use any reserves, it will be formally reported to the

**Long Beach Community College District
2024-2025 Tentative Budget**

Superintendent's Message

Board in the Fiscal Services agenda items. The Quarterly Budget Performance Reports will also identify the use of any reserves.

Restricted General Fund

The total Restricted General Fund budget is \$81.8 million. Included in this fund are programs funded from external sources. The revenue from these sources must be used for the purposes specified by the external funding sources. Included in this fund are: the Small Business Development Centers (SBDC), Perkins Grants, Adult Education, state categorical funds for Disabled Students Programs and Services (DSPS), Equal Opportunity Programs and Services (EOPS), Student Equity and Achievement (SEA) Program, Strong Workforce, Guided Pathways, the Student Financial Aid Administration Allowance, CalWORKs, Career Technical Education, the COVID-19 Response and Recovery Block Grants and other programs. This fund also includes the locally funded Parking Program and the Student Health Centers.

General Obligation Bond Funds

A total of \$440 million in bonds was authorized under the 2008 Measure E bonds. The first \$48.4 million of these bonds were sold in July 2008. The District issued the second series of general obligation bonds totaling \$237 million in December 2012 to repay the \$150 million Bond Anticipation Notes (BAN) and to fund ongoing bond projects. A total of \$850 million in bonds was authorized under 2016 Measure LB. \$3.2 million from 2008 Measure E and \$81.8 million from 2016 Measure LB were issued in September 2016 for a total of \$85 million. In October 2019, \$130 million in 2016 election bonds were issued to continue construction and renovation plans. In October 2021, \$150 million in 2016 Measure LB bonds were sold to continue construction and renovation projects. District-wide, Pacific Coast Campus, and Liberal Arts Campus major projects are planned for the 2024-25 fiscal year. New projects include the North Long Beach Higher Education Complex and

**Long Beach Community College District
2024-2025 Tentative Budget**

Superintendent's Message

Student Housing; and the expanded Stadium and Athletic Sports Complex. All major projects are summarized in the Bond Fund narrative.

Other Funds

Other funds are balanced. The Capital Projects Fund accounts for capital projects and expenditures not funded by local bonds. The Construction Trades Phase 2 (Building MM) project continues with state capital outlay funding. Certain redevelopment revenues must be split between property tax revenue and restricted capital outlay revenue. This capital outlay portion is recorded in the Capital Projects Fund. Please see the following pages for more specific information about other funds.

Next Steps

The 2024-25 Tentative Budget allows the District to operate beginning July 1, 2024. After the May Revise, the legislative committees deliberate to develop a State Budget to present to the Governor by the statutory deadline of June 15. The Governor typically signs the Enacted Budget by June 30. In recent years, the Enacted Budget has been followed by trailer bills, which delay important Budget details. The impacts of the Enacted Budget and related trailer bills will be included in the LBCC Adopted Budget, which will be presented to the Board on September 11, 2024.

In presenting the May Revise, the Governor does not anticipate a recession. Instead, he projects that the US economy will continue to grow. K-14 education is fortunate to receive the fully funded 1.07% COLA even though it is a significant decrease from the previous two years. Governor Newsom notes that we are returning to more typical rates. We are also fortunate that the May Revise does not include budget cuts or deferrals for K-14 education. However, it has been noted that those and other tactics may be used in the Enacted Budget when it is signed by the Governor at the end of June.

**Long Beach Community College District
2024-2025 Tentative Budget**

Superintendent's Message

Budgeting for apportionment is more challenging and complicated than ever. Funding rate increases do not always translate into additional income due to the various factors in the Student Centered Funding Formula (SCFF). Deficit factors are commonly applied when state revenues underperform and are not adequate to fully fund at levels computed by the formula.

Challenges that lie ahead are highlighted below.

- **Enrollment Management** – LBCC enrollment has increased for the second year in a row after two years of significant declines following the COVID shutdown. Resident full-time equivalent student (FTES) counts increased 7.10% in period 2 (P-2) for 2023-24. We are approaching pre-pandemic levels and the large college threshold of 20,000. Dual enrollment and older student re-engagement are among the ways we are increasing FTES even though high school graduate rates are down throughout the state. These increases are positive, but the limited amount of state annual growth funding makes it difficult to earn full funding for all of our growth FTES. LBCC has not experienced unfunded FTES since the years after the great recession. This is another complication in ongoing enrollment management.
- **Pension Obligations** – STRS rates have leveled off, but PERS rates continue to increase. Even with these rates projected to plateau in the coming years, the fact that they remain so high is an ongoing budget concern.
- **Economic Conditions** – The Governor's May Revise Budget does not plan for a recession. Economists project slow growth going forward. The significant budget deficits the state is dealing with started with last year's delays to 2022 income tax filing. That made it difficult for the state to forecast revenues. Significant income tax revenue was expected after the extended fall 2023 filing deadlines.

Long Beach Community College District
2024-2025 Tentative Budget

Superintendent's Message

Those revenues were well below expectations. State revenue has continued to come in below expectations in 2024. Governor Newsom often cites the state's progressive tax structure and its reliance on the top 1% of taxpayers. Last year's state P-2 apportionment reports included a deficit factor of over 10% due to Education Protection Act (EPA) funding well below expectations. That deficit was backfilled in the subsequent 2023-24 State Budget. It remains to be seen if this year's P-2 apportionment report will include a significant deficit factor and whether the state economy will provide the revenue needed to backfill a deficit for a second year in a row.

- **Apportionment Funding** – Due to hold harmless, stability and three-year averaging provisions along with emergency conditions and other allowances, the formula is extremely complicated. LBCC has benefited from several allowances that are built into the (SCFF). The emergency conditions allowance (ECA) ended June 30, 2023. So, we are in a counter-intuitive situation in which actual FTES is increasing, but funded FTES is decreasing. We have transitioned from FTES decline mode to restoration and soon growth mode. Our growth funding is extremely limited (current authorization is 0.11%). We project that we will earn large college base funding (over 20,000 FTES) within the next fiscal year, which is positive. However, future year projections result in unfunded FTES of over \$1 million.

Respectfully submitted,



Dr. Mike Muñoz
Superintendent-President

**Long Beach Community College District
2024-2025 Tentative Budget**

Budget Assumptions and Implications

The following Budget Assumptions and Implications were recommended by the Budget Advisory Committee (BAC).

I. ORGANIZATION

The organization of the budget will be the same as 2023-24. There will be potential budget redirections in response to both the State’s budget impact and the priorities, as identified by the College Planning Council (CPC). Priorities were updated at the March 21, 2024 Joint CPC-BAC meeting. For 2024-25, Institutional Priorities are as follows:

(Informed by VP Plans & Strategic Plan Goals):

- A. Support the improvement of equitable course success rates, learning, and persistence
 - o Increase Transfer-level math and English course completion rates for first-time, first-year degree-seeking students
- B. Improve the efficiency of business processes and practices to support compliance, service delivery, and instruction
- C. Provide continued support for campus safety initiatives
- D. Increase students’ and employees’ sense of belonging and mattering by actively creating an inclusive, caring, and anti-racist environment in all spaces (virtual and physical) on campus
- E. Establish and strengthen relationships and partnerships with community organizations, industry partners, and educational institutions

II. UNRESTRICTED GENERAL FUND BUDGET GUIDELINES

The Tentative Budget is based on the Governor’s January State Budget.

- A. Deficit spending will be minimized.

**Long Beach Community College District
2024-2025 Tentative Budget**

Budget Assumptions and Implications

- B. Our resident FTES targets will be 20,200.00 (19,600.00 credit, 150.00 special admits, 220.00 non-credit and 230.00 enhanced non-credit). The impact of FTES on apportionment is still the largest single factor on our income. (see II. H. below)
- C. Carryover will only exist for the one-time allocations provided in previous years specific to the One-Time Mandated Cost items, technology refresh, professional development, instructional equipment, and mobile application deployment. All other unexpended funds will become part of the ending balance and will be budgeted in the subsequent budget year.
- D. Expenditure of one-time monies will be based on the College Priorities, as derived from the planning process.
- E. Essential operational and maintenance functions of the college will be funded.
- F. Total Cost of Ownership principles shall be employed in departmental planning and budgeting processes.
- G. Any expense eligible to be funded using categorical or grant dollars will be budgeted in the eligible categorical or grant program.
- H. The State Budget includes the Student-Centered Funding Formula (SCFF). The formula calls for 70% of funding to be based on FTES, 20% based on low-income students served, and 10% based on student-centered success metrics. The formula includes a hold harmless clause that allows districts to receive at least the same funding received in 2017-18 plus ongoing COLA. After 2024-25, the hold harmless floor continues, but without the annual COLA increases.

**Long Beach Community College District
2024-2025 Tentative Budget**

Budget Assumptions and Implications

III. RESERVE ASSUMPTIONS

- A. Board Policy 6200 requires a minimum 16.67% reserve in the unrestricted general fund (calculated as a percentage of expenditures and other outgo). The Chancellor's Office's Fiscal Standards and Accountability Unit required reserves of at least two months of regular operating expenditures or 16.67% (2/12) as a condition of the Emergency Conditions Allowance. This is in line with the recommendations of the Government Finance Officers Association (GFOA).
- B. The liability reserve for load banking is the amount required to fund a reasonable portion of the cash value of accumulated academic workload teaching units. The full value of the reserve is calculated by multiplying the total units banked, times the average hourly teaching rate, times 17.5 weeks. This liability is estimated at \$3,158,096 as of June 30, 2024.
- C. A restricted liability reserve is included for year-end vacation liability. This reserve is equivalent to three months' accrued vacation pay based on the hours of vacation on the District books as of June 30 for each employee. This liability is estimated at \$951,095.

IV. FEDERAL REVENUE CHANGES

Any increases or decreases in federal income for a project or program will be accompanied by corresponding increases or decreases in expenditures.

V. STATE REVENUE ASSUMPTIONS AND IMPLICATIONS

- A. A 0.5% deficit factor will be included based on prior years' experiences, which is an offset apportionment revenue generally due to shortfalls in the local revenue components of general apportionment.

**Long Beach Community College District
2024-2025 Tentative Budget**

Budget Assumptions and Implications

- B. We are budgeting 1.07% COLA for apportionment and certain categorical program revenue based on the statutory COLA.
- C. Any excess revenue will go toward deficit reduction and/or facilities and technology reserves.
- D. Categorically funded programs (such as the SEA Program, EOPS, DSPS, etc.) income estimates will reflect figures in the State Budget.
- E. Estimates for lottery income are those provided by the California Community Colleges Chancellor's Office. Approximately 25% of the lottery allocation is restricted to instructional materials only. The Chancellor's Office now allows additional flexibility including basic needs and homeless insecurity expenses. The unrestricted portion of the lottery allocation will be used for utilities expenses.
- F. Any block grants will be for one-time purposes and will not incur ongoing costs in the future. No new block grant allocations are anticipated in the 2024-25 state budget.

VI. LOCAL REVENUE ASSUMPTIONS

- A. Local revenue sources are interest, facilities rental, publications, and surplus items. Total interest income, with the interest rate provided by the Los Angeles County Treasurer, will be budgeted conservatively.
- B. Excess income generated over the costs of operations and established reserves from international students or District sponsored events that generate additional revenue, will be placed in the Unrestricted General Fund. Excess income from facilities rental operations over the costs of operations and established reserves may be placed in the Event & Filming Services Fund.

**Long Beach Community College District
2024-2025 Tentative Budget**

Budget Assumptions and Implications

- C. Special Revenue Fund budgets, such as Community/Contract Education, and Event & Filming Services Operations will generate sufficient income to cover expenses.

VII. EXPENSE ASSUMPTIONS

- A. All budgeted appropriations will be available for expenditure.
- B. Expenditures for federal and state categorically funded programs will not exceed the program income and mandated local contribution, except those identified within the line item budgets.
- C. Salary expenses will be budgeted to cover all board-approved salary changes; step and column increases; and longevity increments for all employees. Only vacant positions deemed absolutely essential will be budgeted. Fifteen full-time faculty positions have been recruited based on the Hiring Priorities Committee list.
- D. Health and welfare benefit costs will be estimated using the best information available, including multi-year trends. The rate increases/decreases are as follows:

Blue Cross PPO: 3.0%	Delta Dental PPO: 0.1%
Blue Cross HMO: 9.0%	Delta Dental HMO: 0%
Kaiser: 10.4%	VSP: 1.6%
Mental Health Network EAP: 0%	Basic Life/AD&D: 2.2%

These increases/decreases combined currently result in a 5.8% blended rate increase.

- E. Other payroll-related benefits will be budgeted based on the rates established by the regulatory agencies. Currently, the rates are as follows: PERS 27.05% (0.37% increase), STRS 19.10% (no change), Workers' Compensation 1.5636% (0.046% decrease), SUI 0.05% (0.45% decrease), and Retiree Benefits 4.18% (2.28% decrease).

**Long Beach Community College District
2024-2025 Tentative Budget**

Budget Assumptions and Implications

- F. Any purchases initiated during the year will be completed before the end of the year.
- G. The part-time hourly budget will contain sufficient dollars to meet the FTES target in accordance with the class schedules.
- H. Throughout the year, any savings incurred from vacant classified positions may be transferred to cover the cost of a limited-term employee (LTE) while the permanent position is in recruitment.
- I. Faculty substitutes will be provided as needed to meet minimum course requirements as funds are available.
- J. GASB 74 and 75 require districts to report their full retiree health benefits on their audited financial statements. Consequently, the Annual Required Contribution (ARC) is no longer included in actuarial studies. For budgeting purposes, we have requested and received a letter from our actuary with the amount of our ARC if it was still required. The ARC for the Retiree Health Benefits as noted in the actuarial letter as of June 30, 2023, is \$4,343,415. This represents approximately 4.18% of covered payroll.
- K. Unspent funds budgeted for Business Process Reviews will be carried over to the next fiscal year. Budget is for reviews and to implement recommendations in the areas of Admissions and Records, Degree Audit, Counseling, Cashiering, Human Resources, Payroll, and Fiscal Services.

VIII. OTHER ASSUMPTIONS

- A. All grants will be carefully evaluated as to the “District match(es)” and any financial obligation beyond the term of the grant so as not to place a burden on the budget in future years.

**Long Beach Community College District
2024-2025 Tentative Budget
Summary of All Expenditures & Other Outgo by Fund**

	ADOPTED	ESTIMATED	TENTATIVE	CHANGE	
	BUDGET 2023-2024	ACTUAL 2023-2024	BUDGET 2024-2025	AMOUNT	PERCENT
UNRESTRICTED GENERAL FUND	\$ 191,756,995	\$ 196,986,047	\$ 198,346,108	\$ 1,360,061	1%
RESTRICTED GENERAL FUND	\$ 93,824,068	\$ 62,644,250	\$ 81,827,139	\$ 19,182,889	31%
ASSOCIATED STUDENT BODY FUND	\$ 1,244,662	\$ 1,132,321	\$ 1,325,135	\$ 192,814	17%
CAPITAL PROJECTS FUND	\$ 57,440,867	\$ 38,422,837	\$ 27,332,458	\$ (11,090,379)	-29%
CHILD AND ADULT DEVELOPMENT FUND	\$ 3,428,392	\$ 3,182,080	\$ 4,301,733	\$ 1,119,653	35%
CONTRACT/COMMUNITY EDUCATION FUND	\$ 1,612,821	\$ (12,308)	\$ 1,765,176	\$ 1,777,484	14442%
EQUITY AWARD FUND	\$ 4,931,182	\$ 758,078	\$ 4,223,572	\$ 3,465,494	457%
EVENT AND FILMING SERVICES FUND	\$ 2,513,339	\$ 2,136,591	\$ 2,262,265	\$ 125,674	6%
GENERAL OBLIGATION BOND FUND 2008 MEASURE E	\$ 136,971,135	\$ 0	\$ 136,971,135	\$ 136,971,135	na
GENERAL OBLIGATION BOND FUND 2016 MEASURE LB	\$ 598,640,497	\$ 29,170,402	\$ 569,470,095	\$ 540,299,693	1852%
RETIREE HEALTH FUND	\$ 2,627,020	\$ 2,176,652	\$ 2,392,818	\$ 216,166	10%
SELF INSURANCE FUND	\$ 1,948,073	\$ 1,911,545	\$ 1,955,448	\$ 43,903	2%
STUDENT FINANCIAL AID FUND	\$ 70,938,120	\$ 66,693,631	\$ 71,358,185	\$ 4,664,554	7%
STUDENT REPRESENTATION FUND	\$ 70,200	\$ 67,296	\$ 77,526	\$ 10,230	15%
TOTAL EXPENDITURES & OTHER OUTGO	\$ 1,167,947,371	\$ 405,269,422	\$ 1,103,608,793	\$ 698,339,371	172%

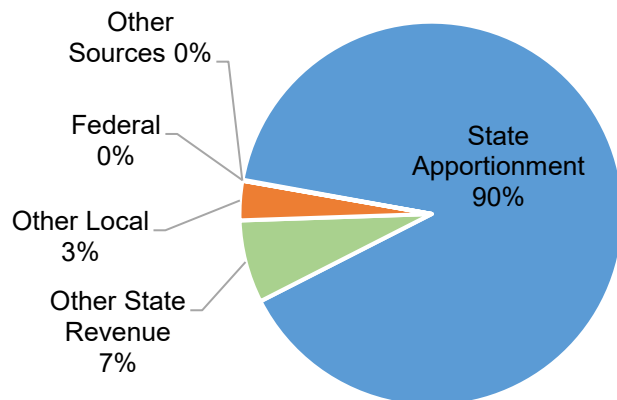
Long Beach Community College District
2024-2025 Tentative Budget

Unrestricted General Fund

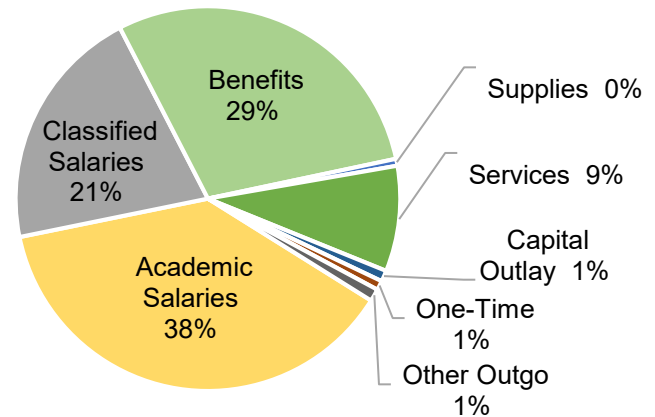
The Unrestricted General Fund is used for the operating expenses of the District. The primary revenue source for the Unrestricted General Fund budget is apportionment revenue. It is a combination of student enrollment fees, local property taxes and state apportionment revenue. Under the previous funding formula, apportionment was based mainly on full-time equivalent students (FTES). The Student Centered Funding Formula (SCFF) began in 2018-19 and allocates funding based on a combination of FTES (70% statewide), low-income students served (20%) and student success metrics (10%).

The pie charts below present a graphic picture of the Unrestricted General Fund budgeted revenues and expenditures broken out by the major account groups. As noted above, state apportionment includes state and local revenue components.

Tentative Budget 2024-25
Revenue by Major Object Groups



Tentative Budget 2024-25
Expenditures by Major Object Groups



**Long Beach Community College District
2024-2025 Tentative Budget
Unrestricted General Fund**

	ADOPTED	ESTIMATED	TENTATIVE	CHANGE	
	BUDGET	ACTUAL	BUDGET	AMOUNT	PERCENT
	2023-2024	2023-2024	2024-2025		
BEGINNING BALANCE	<u>\$ 72,084,967</u>	<u>\$ 72,084,967</u>	<u>\$ 70,149,733</u>	<u>\$ (1,935,234)</u>	<u>-3%</u>
REVENUE					
Federal Revenue	\$ 140,000	\$ 140,000	\$ 140,000	\$ 0	0%
State Principal Apportionment					
State General Apportionment	\$ 88,707,706	\$ 88,310,233	\$ 91,194,760	\$ 2,884,527	3%
Education Protection Account	34,471,667	34,785,110	34,785,110	0	0%
Property Taxes	41,779,030	40,603,984	39,288,616	(1,315,368)	-3%
Enrollment Fee Revenue @ 98%	6,500,709	6,898,182	6,898,182	0	0%
Sub Total	<u>\$ 171,459,112</u>	<u>\$ 170,597,509</u>	<u>\$ 172,166,668</u>	<u>\$ 1,569,159</u>	<u>1%</u>
Prior Year Adjustment					
Prior Year Recalculation	\$ 0	\$ 3,386,091	\$ 0	\$ (3,386,091)	-100%
Prior Year Adjustment for Education Protection Account	0	(201,453)	0	201,453	100%
Sub Total Prior Year Adjustment	<u>0</u>	<u>3,184,638</u>	<u>0</u>	<u>(3,184,638)</u>	<u>-100%</u>
Total State Principal Apportionment	\$ 171,459,112	\$ 173,782,147	\$ 172,166,668	\$ (1,615,479)	-1%
Other State Revenue					
California College Promise Administration	\$ 274,756	\$ 274,756	\$ 274,756	\$ 0	0%
Full Time Faculty Hiring	2,936,064	2,936,064	2,936,064	0	0%
Mandated Cost Reimbursement	701,603	692,256	692,256	0	0%
Other State Income	0	46,861	0	(46,861)	-100%
Part-time Faculty Compensation	462,909	462,909	462,909	0	0%
State Lottery	3,557,700	3,577,347	3,577,347	0	0%
STRS On-Behalf Payments	5,437,956	5,437,956	5,437,956	0	0%
Total Other State Revenue	<u>\$ 13,370,988</u>	<u>\$ 13,428,149</u>	<u>\$ 13,381,288</u>	<u>\$ (46,861)</u>	<u>0%</u>

**Long Beach Community College District
2024-2025 Tentative Budget
Unrestricted General Fund**

	ADOPTED BUDGET 2023-2024	ESTIMATED ACTUAL 2023-2024	TENTATIVE BUDGET 2024-2025	CHANGE AMOUNT	PERCENT
Local Revenue					
From LBCC Auxiliary	\$ 135,403	\$ 135,403	\$ 135,403	\$ 0	0%
Enrollment Fee Revenue @ 2%	132,668	140,779	118,008	(22,771)	-16%
International Student Fees	552,000	707,479	754,000	46,521	7%
Nonresident Tuition Fees	2,087,000	2,038,442	2,265,000	226,558	11%
Materials Fees	66,285	70,399	70,399	0	0%
Other Local Revenue	1,971,500	4,598,015	3,010,451	(1,587,564)	-35%
Total Local Revenue	\$ 4,944,856	\$ 7,690,517	\$ 6,353,261	\$ (1,337,256)	-17%
TOTAL REVENUE	\$ 189,914,956	\$ 195,040,813	\$ 192,041,217	\$ (2,999,596)	-2%
OTHER FINANCING SOURCES					
Sale of Surplus Equipment	\$ 30,000	\$ 10,000	\$ 10,000	\$ 0	0%
TOTAL REVENUE AND OTHER FINANCING SOURCES	\$ 189,944,956	\$ 195,050,813	\$ 192,051,217	\$ (2,999,596)	-2%

**Long Beach Community College District
2024-2025 Tentative Budget
Unrestricted General Fund**

	ADOPTED BUDGET 2023-2024	ESTIMATED ACTUAL 2023-2024	TENTATIVE BUDGET 2024-2025	CHANGE AMOUNT	PERCENT
EXPENDITURES					
ACADEMIC SALARIES					
Academic Instructional Salaries	\$ 33,247,035	\$ 33,055,531	\$ 34,380,872	\$ 1,325,341	4%
Academic Administrator Salaries	6,288,081	6,598,694	6,681,373	82,679	1%
Department Head/Coordinator Salaries	4,124,803	4,021,518	4,095,547	74,029	2%
Full Time Counselor Salaries	2,801,867	2,554,355	3,202,110	647,755	25%
Full Time Librarian Salaries	730,303	730,041	750,759	20,718	3%
Academic Hourly Instructional Salaries	19,703,955	22,040,463	23,252,842	1,212,379	6%
Academic Hourly Non-Instructional Salaries	3,051,841	2,118,612	2,244,089	125,477	6%
Librarian Hourly Salaries	583,537	459,087	583,537	124,450	27%
TOTAL ACADEMIC SALARIES	\$ 70,531,422	\$ 71,578,301	\$ 75,191,129	\$ 3,612,828	5%
CLASSIFIED SALARIES					
Classified Non-Instructional Salaries	\$ 22,405,625	\$ 20,345,661	\$ 22,526,900	\$ 2,181,239	11%
Classified Manager/Supervisor Salaries	9,072,167	8,365,294	9,027,130	661,836	8%
Confidential Salaries	2,076,242	2,061,296	2,219,511	158,215	8%
Classified Instructional Salaries	3,900,937	4,214,126	4,649,784	435,658	10%
Classified Hourly Non-Instructional Salaries	1,438,552	2,684,851	1,416,656	(1,268,195)	-47%
Classified Hourly Instructional Salaries	1,078,716	922,554	1,078,716	156,162	17%
TOTAL CLASSIFIED SALARIES	\$ 39,972,239	\$ 38,593,782	\$ 40,918,697	\$ 2,324,915	6%
BENEFITS					
Benefits	\$ 54,587,084	\$ 54,624,355	\$ 57,115,909	\$ 2,491,554	5%
Early Retirement Incentives	897,547	897,547	897,547	0	0%
TOTAL BENEFITS	\$ 55,484,631	\$ 55,521,902	\$ 58,013,456	\$ 2,491,554	4%

**Long Beach Community College District
2024-2025 Tentative Budget
Unrestricted General Fund**

	ADOPTED BUDGET 2023-2024	ESTIMATED ACTUAL 2023-2024	TENTATIVE BUDGET 2024-2025	CHANGE AMOUNT	PERCENT
SUPPLIES AND MATERIALS					
Commencement Expenses	\$ 18,208	\$ 33,336	\$ 34,535	\$ 1,199	4%
Instructional Supplies Lost/Damage Calculators	360	144	360	216	150%
Instructional Supplies (Contract/Community Education Profit Share	1,052	0	1,052	1,052	na
Instructional Material Fees	47,331	31,946	60,579	28,633	90%
Fuel	76,392	77,956	76,392	(1,564)	-2%
Hospitality	142,611	220,283	145,661	(74,622)	-34%
Other Supplies	851,391	869,314	837,391	(31,923)	-4%
TOTAL SUPPLIES AND MATERIALS	\$ 1,137,345	\$ 1,232,979	\$ 1,155,970	\$ (77,009)	-6%
CONTRACT SERVICES AND OPERATING EXPENSES					
Professional Services	\$ 6,760,502	\$ 6,865,056	\$ 6,795,856	\$ (69,200)	-1%
Travel and Conferences	438,513	675,288	714,513	39,225	6%
Air Quality Management District Site Fees	35,000	32,744	35,000	2,256	7%
Staff Development	45,389	21,791	42,889	21,098	97%
Dues and Memberships	244,170	272,003	238,170	(33,833)	-12%
Utilities	4,705,603	4,718,353	4,705,603	(12,750)	0%
Rents, Building Repair, Maintenance and Equipment Repair	1,409,593	1,960,976	1,774,077	(186,899)	-10%
Environmental Health Fees	930	1,309	930	(379)	-29%
Audit	125,000	105,162	125,000	19,838	19%
Election	0	0	450,000	450,000	na
Legal Services	617,213	848,954	897,213	48,259	6%
Fingerprinting	8,035	10,707	8,035	(2,672)	-25%
Postage	104,937	215,114	104,937	(110,177)	-51%
Credit Card Fees	256,800	256,800	256,800	0	0%
Online Software Licensing	2,312,940	2,191,234	2,235,265	44,031	2%
Other Services and Expenses	2,117,158	633,862	1,063,477	429,615	68%
Indirect Costs	(1,904,313)	(1,604,728)	(1,846,085)	(241,357)	-15%
TOTAL CONTRACT SERVICES AND OPERATING EXPENSES	\$ 17,277,470	\$ 17,204,625	\$ 17,601,680	\$ 397,055	2%

**Long Beach Community College District
2024-2025 Tentative Budget
Unrestricted General Fund**

	ADOPTED BUDGET 2023-2024	ESTIMATED ACTUAL 2023-2024	TENTATIVE BUDGET 2024-2025	CHANGE AMOUNT	PERCENT
CAPITAL OUTLAY					
Site Improvements	\$ 36,911	\$ 65,237	\$ 0	\$ (65,237)	-100%
Construction and Additions	1,326,107	265,102	1,200	(263,902)	-100%
Library Books	93,501	33,551	93,501	59,950	179%
Equipment	1,520,195	2,123,973	1,384,988	(738,985)	-35%
Lease/Purchase	362,082	379,655	362,082	(17,573)	-5%
TOTAL CAPITAL OUTLAY	\$ 3,338,796	\$ 2,867,518	\$ 1,841,771	\$ (1,025,747)	-36%
ONE-TIME EXPENDITURES FOR MANDATED COSTS AND BUSINESS PROCESS REVIEWS					
Academic Hourly Non-Instructional Salaries	\$ 9,359	\$ 600	\$ 9,011	\$ 8,411	1402%
Classified Manager/Supervisor Salaries	27,168	27,168	27,983	815	3%
Classified Hourly Non-Instructional Salaries	33,754	217	33,801	33,584	15476%
Benefits	21,510	15,384	22,110	6,726	44%
Hospitality	3,831	0	3,831	3,831	na
Other Supplies	1,008	54,462	1,008	(53,454)	-98%
Professional Services	757,056	58,704	492,039	433,335	738%
Travel and Conferences	4,443	961	3,482	2,521	262%
Rents, Building Repair, Maintenance and Equipment Repair	231,617	36,000	195,617	159,617	443%
Fingerprinting	862	0	194	194	na
Online Software Licensing	417,854	252,267	351,325	99,058	39%
Other Services and Expenses	1,573	0	1,017	1,017	na
Equipment	444,057	44,023	420,987	376,964	856%
TOTAL ONE-TIME EXPENDITURES	\$ 1,954,092	\$ 489,786	\$ 1,562,405	\$ 1,072,619	219%
TOTAL EXPENDITURES	\$ 189,695,995	\$ 187,488,893	\$ 196,285,108	\$ 8,796,215	5%

**Long Beach Community College District
2024-2025 Tentative Budget
Unrestricted General Fund**

	ADOPTED BUDGET 2023-2024	ESTIMATED ACTUAL 2023-2024	TENTATIVE BUDGET 2024-2025	CHANGE AMOUNT	PERCENT
OTHER OUTGO					
Payments to Students	\$ 125,000	\$ 125,000	\$ 125,000	\$ 0	0%
INTERFUND TRANSFERS OUT					
To Capital Projects Fund - One Time Fund for Infrastructure Upgrades	0	7,000,000	0	(7,000,000)	-100%
To Child and Adult Development Fund	\$ 150,000	\$ 150,000	\$ 150,000	\$ 0	0%
To Restricted General Fund (Student Health Services)	600,000	600,000	600,000	0	0%
To Self Insurance Fund	1,186,000	1,622,154	1,186,000	(436,154)	-27%
TOTAL OTHER OUTGO	\$ 2,061,000	\$ 9,497,154	\$ 2,061,000	\$ (7,436,154)	-78%
TOTAL EXPENDITURES & OTHER OUTGO	\$ 191,756,995	\$ 196,986,047	\$ 198,346,108	\$ 1,360,061	1%
OPERATING SURPLUS/(DEFICIT)	\$ (1,812,039)	\$ (1,935,234)	\$ (6,294,891)	\$ (4,359,657)	-225%
Plus Beginning Balance	72,084,967	72,084,967	70,149,733	(1,935,234)	-3%
ENDING BALANCE	\$ 70,272,928	\$ 70,149,733	\$ 63,854,842	\$ (6,294,891)	-9%
FUND BALANCE CLASSIFICATIONS					
Unassigned Reserves					
Board Mandated Reserve	\$ 31,965,891	\$ 32,837,574	\$ 33,064,296	\$ 226,722	1%
Economic Uncertainties	34,390,741	33,455,274	25,971,767	(7,483,507)	-22%
Assigned Reserves					
Reserve for One-time Funds and Business Process Reviews	128,732	69,321	30,407	(38,914)	-56%
Reserve for Future Projects	0	0	679,181	679,181	na
Vacation and Loadbanking Reserve	3,787,564	3,787,564	4,109,191	321,627	8%
TOTAL FUND BALANCE	\$ 70,272,928	\$ 70,149,733	\$ 63,854,842	\$ (6,294,891)	-9%

**Long Beach Community College District
2024-2025 Tentative Budget**

Restricted General Fund

The Restricted General Fund contains budgets for the federal and state categorical programs, grants, as well as local grants and programs including student health and parking programs. The use of revenues for these programs is restricted by outside donors to specific purposes. For example, student health fee revenues can only be used to support programs to improve students' health. Similarly, restricted lottery revenue can only be used to purchase instructional materials and student basic needs expenses.

Revenue

Revenues are broken down by funding source: federal, state, and local. In some cases, the funding agency requires local matching funds. For example, the State requires a 4:1 local match for the Deaf/Hard-of-Hearing Grant. These matching funds are provided by the Unrestricted General Fund. Generally, grant revenues equal expenditures since most grant funds are not considered earned until appropriate grant expenses have been made. Major grants include Title V DESTINO grant, Strong Workforce Program, Adult Education Regional Consortium, Small Business Development Center (SBDC), COVID Relief Block Grant and the California College Promise Program.

Indirect Costs

Many of the grant/categorical programs allow the college to use some (typically 4%) of the restricted dollars to pay for indirect (overhead) costs incurred to operate the grant/categorical programs. The District's maximum allowed indirect rate is 27.20%.

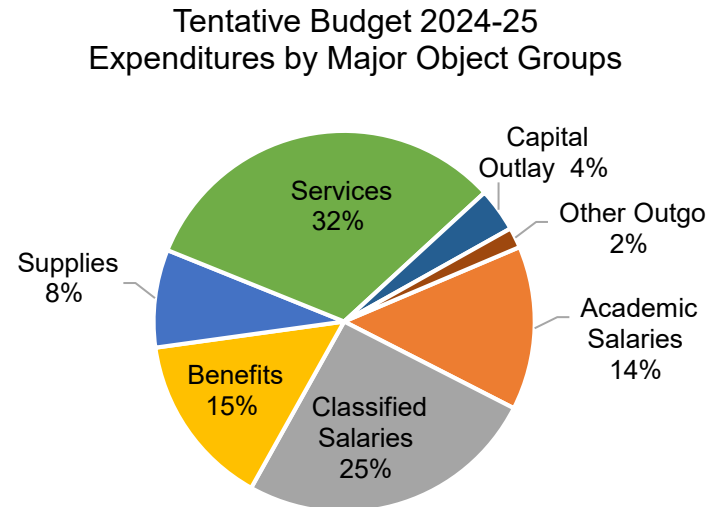
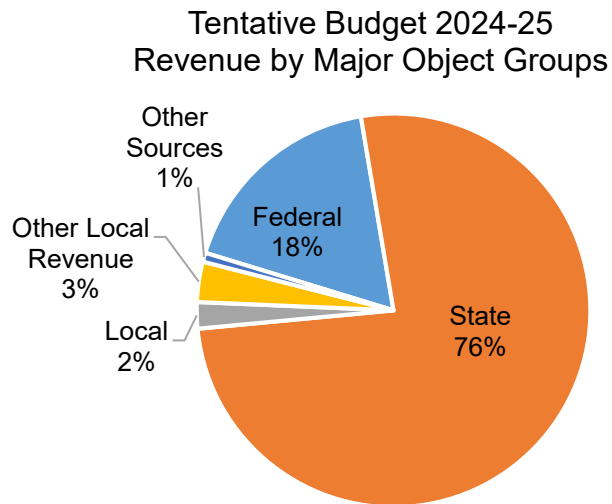
Long Beach Community College District
2024-2025 Tentative Budget

Restricted General Fund

Parking and Student Health Programs

For informational purposes, the Restricted Parking Program Budget and the Student Health Center Budget are presented in detail following the full Restricted General Fund.

The pie charts below present a graphic picture of the Restricted General Fund budgeted revenues and expenditures broken out by the major account groups.



**Long Beach Community College District
2024-2025 Tentative Budget
Restricted General Fund**

	ADOPTED	ESTIMATED	TENTATIVE	CHANGE	
	BUDGET	ACTUAL	BUDGET	AMOUNT	PERCENT
	2023-2024	2023-2024	2024-2025		
BEGINNING BALANCE	\$ 4,906,207	\$ 4,906,207	\$ 4,363,677	\$ (542,530)	-11%
REVENUE					
Federal Revenue					
Community Advancing Student Achievement (CASA)	\$ 600,000	\$ 329,172	\$ 0	\$ (329,172)	-100%
Connecting Minority Communities (STAR)	1,479,001	570,196	0	(570,196)	-100%
Federal Work Study	1,033,834	897,142	1,170,354	273,212	30%
Foster & Kinship Care	86,944	87,569	81,439	(6,130)	-7%
Gang Involved Youth Grant	150,463	111,126	177,201	66,075	59%
Los Angeles County American Rescue Plan Program	0	620,223	0	(620,223)	-100%
Success and Completion Achievement Network (SCAN)	0	208,557	556,437	347,880	167%
Temporary Assistance for Needy Families (TANF)	117,265	113,221	113,221	0	0%
Title V DESTINO Program	600,000	316,626	150,000	(166,626)	-53%
Title V PASO (Postsecondary Achievement & Success Opportunity)	0	133,527	332,563	199,036	149%
Title IV Upward Bound	618,134	611,385	435,177	(176,208)	-29%
Trio-Student Support Services	283,297	285,125	276,771	(8,354)	-3%
United Way Emergency Food and Shelter Program	0	95,586	0	(95,586)	-100%
Veterans Business Outreach Center	0	30,600	0	(30,600)	-100%
Veterans Chapter 33 Certifications	0	0	9,408	9,408	na
Veterans Chapter 33 Veterans Affairs	250,000	125,000	250,000	125,000	100%
Veteran Rapid Retraining Assistance (VRRAP)	60,497	17,333	51,717	34,384	198%
College Advancement and Economic Development					
Small Business Development Center Network	0	630,639	0	(630,639)	-100%
Strengthening Community Colleges Training Program	422,089	0	424,237	424,237	na
VTEA, Perkins Title I-C	1,113,088	1,131,088	1,252,396	121,308	11%
Total Federal Revenue	\$ 6,814,612	\$ 6,314,115	\$ 5,280,921	\$ (1,033,194)	-16%

**Long Beach Community College District
2024-2025 Tentative Budget
Restricted General Fund**

	ADOPTED	ESTIMATED	TENTATIVE	CHANGE	
	BUDGET	ACTUAL	BUDGET	AMOUNT	PERCENT
	2023-2024	2023-2024	2024-2025		
State Restricted Revenue					
Adult Education	\$ 1,467,286	\$ 0	\$ 0	\$ 0	na
African American Male Education Network & Development A2MEND	13,040	0	0	0	na
Asian American Native Hawaiian Pacific Islander Student Achievement Program	150,697	0	0	0	na
Basic Needs Centers and Staffing Support Program	766,068	241,534	0	(241,534)	-100%
Block Grant Instructional Equipment & Library Materials	49,660	0	0	0	na
California Apprentice Initiative - Automotive Service Technician	120,000	9,821	0	(9,821)	-100%
California Apprentice Initiative - Software Application Developer	1,490,696	385,954	0	(385,954)	-100%
California Apprentice Initiative - Marketing Specialist	1,456,378	397,954	0	(397,954)	-100%
California College Promise	1,070,595	690,106	1,111,970	421,864	61%
CaWORKs	758,952	763,739	840,013	76,274	10%
Cooperating Agencies Foster Youth Education Support (NextUp)	490,588	262,455	533,583	271,128	103%
Cooperative Agencies Resource for Education (CARE)	325,463	219,442	545,617	326,175	149%
CYLC-CLP Fellows	0	4,096	0	(4,096)	-100%
Culturally Responsive Pedagogy & Innovative Best Practices Grants	262,331	68,664	0	(68,664)	-100%
Dream Resource Liaisons	144,456	145,169	145,417	248	0%
Disabled Students Programs & Services	2,290,840	2,279,147	2,942,369	663,222	29%
Deaf and Hard of Hearing (DHH)	409,488	443,334	443,334	0	0%
DPSS CaWORKs Supplemental	121,791	121,791	121,791	0	0%
Employment Training Panel, Incumbent Workers	428,455	215,475	0	(215,475)	-100%
Equal Employment Opportunity	138,888	28,710	138,888	110,178	384%
Equal Employment Opportunity Best Practices Onboarding	296,429	133,262	0	(133,262)	-100%
Equitable Placement, Support and Completion	1,466,338	40,241	0	(40,241)	-100%
Extended Opportunity Programs & Services (EOPS)	2,061,643	1,848,399	2,409,116	560,717	30%
Financial Aid Technology Program	66,070	0	62,767	62,767	na
Foster & Kinship Care	170,405	171,663	159,647	(12,016)	-7%
Guided Pathways	673,206	194,481	0	(194,481)	-100%
Homeless and Housing Insecurity Pilot Program	700,000	0	0	0	na

**Long Beach Community College District
2024-2025 Tentative Budget
Restricted General Fund**

	ADOPTED BUDGET 2023-2024	ESTIMATED ACTUAL 2023-2024	TENTATIVE BUDGET 2024-2025	CHANGE	
				AMOUNT	PERCENT
Learning-Aligned Employment Program Administrative Cost Allowance	\$ 0	\$ 0	\$ 24,782	\$ 24,782	na
Library Services Platform	40,597	0	0	0	na
Mathematics, Engineering, Science Achievement (MESA)	1,650,137	130,732	153,219	22,487	17%
Mental Health Services	455,405	0	522,088	522,088	na
Nursing Education Program	193,295	97,010	0	(97,010)	-100%
Restricted Lottery	1,447,200	1,455,192	1,455,192	0	0%
Rising Scholars Network	154,000	159,191	191,905	32,714	21%
Seamless Transfer of Ethnic Studies	0	42,362	0	(42,362)	-100%
So Cal Consortium Data Science	0	24,701	0	(24,701)	-100%
Strong Workforce Program Local	1,694,356	605,512	2,216,041	1,610,529	266%
Strong Workforce Regional Funding	0	74,156	0	(74,156)	-100%
STRS On-Behalf Payments	545,997	545,997	545,997	0	0%
Student Equity and Achievement Program	6,347,184	4,799,466	6,029,825	1,230,359	26%
Student Equity and Achievement Program - Basic Skills	765,977	731,404	765,977	34,573	5%
Student Financial Aid Administration Allowance	1,096,622	964,329	909,497	(54,832)	-6%
Student Retention and Enrollment Outreach	644,594	0	0	0	na
Umoja Supplemental	0	52,351	0	(52,351)	-100%
Veteran Resource Center	188,963	102,396	179,515	77,119	75%
College Advancement and Economic Development					
Office of Small Business Advocate (GO-BIZ) Capital Infusion Grant	0	320,500	0	(320,500)	-100%
Office of Small Business Advocate (GO-BIZ) Technical Assistance Expansion	0	1,843,585	0	(1,843,585)	-100%
Regional Equity & Recovery Partnerships	193,999	13,815	0	(13,815)	-100%
Small Business Development Center - CA International Trade Center	675,000	0	675,000	675,000	na
Veterans Business Outreach Center Technical Assistance (VBOC TAP)	0	22,513	0	(22,513)	-100%
Total State Restricted Revenue	\$ 33,483,089	\$ 20,650,649	\$ 23,123,550	\$ 2,472,901	12%

**Long Beach Community College District
2024-2025 Tentative Budget
Restricted General Fund**

	ADOPTED BUDGET 2023-2024	ESTIMATED ACTUAL 2023-2024	TENTATIVE BUDGET 2024-2025	CHANGE AMOUNT	PERCENT
Local Revenue					
Anthem Blue Cross Wellness Program	\$ 25,000	\$ 0	\$ 25,000	\$ 25,000	na
Apostle Family Foundation Program	130,000	89,909	0	(89,909)	-100%
Aspen Institute	0	2,920	0	(2,920)	-100%
Child Development Consortium	20,700	0	0	0	na
College to Career (C2C)	756,418	560,290	829,745	269,455	48%
College Promise Tours	0	16,361	0	(16,361)	-100%
Excelencia in Education	50,000	6,400	0	(6,400)	-100%
Los Angeles County American Rescue Plan Program	0	102,255	0	(102,255)	-100%
Pacific Gateway Workforce Innovation Network	47,500	0	0	0	na
Pritzker-Guardian Scholars	0	2,698	0	(2,698)	-100%
Puente	10,000	10,000	1,500	(8,500)	-85%
Racial Equity for Adult Credentials for Higher Education	0	10,000	0	(10,000)	-100%
Strategic Enrollment Management	0	22,100	0	(22,100)	-100%
Youth Empowerment Success Strategies - Independent Living Program	22,500	22,500	22,500	0	0%
Total Local Revenue	\$ 1,062,118	\$ 845,433	\$ 878,745	\$ 33,312	4%
Other Local Revenue					
Parking Permits and Meters	\$ 800,000	\$ 800,000	\$ 1,280,000	\$ 480,000	60%
Student Health Fees	1,200,500	1,335,000	1,400,000	65,000	5%
Total Other Local Revenue	\$ 2,000,500	\$ 2,135,000	\$ 2,680,000	\$ 545,000	26%

**Long Beach Community College District
2024-2025 Tentative Budget
Restricted General Fund**

	<u>ADOPTED BUDGET 2023-2024</u>	<u>ESTIMATED ACTUAL 2023-2024</u>	<u>TENTATIVE BUDGET 2024-2025</u>	<u>CHANGE</u>	
				<u>AMOUNT</u>	<u>PERCENT</u>
Prior Year Carryover					
Federal Revenue					
American Rescue Plan Institutional HEERF III	\$ 1,174,441	\$ 1,174,441	\$ 0	\$ (1,174,441)	-100%
Connecting Minority Communities (STAR)	546,917	546,917	908,806	361,889	66%
Community Advancing Student Achievement (CASA)	424,109	104,405	590,533	486,128	466%
Gang Involved Youth Grant	298,672	285,701	52,308	(233,393)	-82%
Los Angeles County American Rescue Plan Program	1,586,884	85,485	644,653	559,168	654%
Success and Completion Achievement Network (SCAN)	0	0	382,028	382,028	na
Title V DESTINO Program	397,281	397,281	283,375	(113,906)	-29%
Title V PASO (Postsecondary Achievement & Success Opportunity)	0	0	141,783	141,783	na
Title IV Upward Bound	126,117	126,117	228,947	102,830	82%
United Way Emergency Food and Shelter Program	52,311	52,289	61	(52,228)	-100%
Veterans Business Outreach Center	362,209	362,209	344,400	(17,809)	-5%
Veterans Chapter 33 Certifications	41,727	5,876	35,851	29,975	510%
College Advancement and Economic Development					
Small Business Development Center Network	\$ 4,136,284	\$ 3,974,523	\$ 4,795,312	\$ 820,789	21%
Strengthening Community Colleges Training Program	456,617	281,727	596,979	315,252	112%
Total Federal Revenue	\$ 9,603,569	\$ 7,396,971	\$ 9,005,036	\$ 1,608,065	22%

**Long Beach Community College District
2024-2025 Tentative Budget
Restricted General Fund**

	ADOPTED	ESTIMATED	TENTATIVE	CHANGE	
	BUDGET	ACTUAL	BUDGET	AMOUNT	PERCENT
	2023-2024	2023-2024	2024-2025		
State Revenue					
Adult Education	\$ 2,102,785	\$ 1,236,287	\$ 2,333,783	\$ 1,097,496	89%
African American Male Education Network & Development A2MEND	13,040	4,363	0	(4,363)	-100%
Asian American Native Hawaiian Pacific Islander Student Achievement Program	0	86,419	193,878	107,459	124%
Basic Needs Centers and Staffing Support Program	461,401	271,486	714,449	442,963	163%
Block Grant Instructional Equipment & Library Materials	6,219,549	4,126,876	2,142,333	(1,984,543)	-48%
California College Promise	961,564	961,564	716,964	(244,600)	-25%
CalFresh Outreach	5,641	5,642	0	(5,642)	-100%
California Apprentice Initiative - Automotive Service Technician	0	0	110,179	110,179	na
California Apprentice Initiative - Software Application Developer	0	0	1,104,742	1,104,742	na
California Apprentice Initiative - Marketing Specialist	0	0	1,058,424	1,058,424	na
CalWORKs	71,367	71,367	76,274	4,907	7%
Cooperating Agencies Foster Youth Education Support (NextUp)	266,213	257,742	301,051	43,309	17%
Cooperative Agencies Resource for Education (CARE)	142,813	142,813	116,175	(26,638)	-19%
COVID-19 Recovery Block Grant	9,527,308	2,905,613	6,621,695	3,716,082	128%
Culturally Competent Faculty	2,123	2,123	0	(2,123)	-100%
Culturally Responsive Pedagogy & Innovative Best Practices Grants	0	0	193,667	193,667	na
CYLC-CLP Fellows	0	0	126,904	126,904	na
Dream Resource Liaisons	35,274	35,274	0	(35,274)	-100%
Disabled Students Programs & Services	279,495	279,495	663,222	383,727	137%
Employment Training Panel, Incumbent Workers	0	0	212,980	212,980	na
English Language Learners (ELL) Healthcare Pathways	0	0	404,184	404,184	na
Equal Employment Opportunity	27,598	27,598	110,178	82,580	299%
Equal Employment Opportunity Best Practices	205,333	125,529	79,804	(45,725)	-36%
Equal Employment Opportunity Best Practices Onboarding	0	0	163,167	163,167	na
Equitable Placement, Support and Completion	0	0	1,426,097	1,426,097	na
Extended Opportunity Programs & Services (EOPS)	550,990	550,990	310,717	(240,273)	-44%
Financial Aid Technology Program	39,612	24,136	81,546	57,410	238%

**Long Beach Community College District
2024-2025 Tentative Budget
Restricted General Fund**

	ADOPTED	ESTIMATED	TENTATIVE	CHANGE	
	BUDGET	ACTUAL	BUDGET	AMOUNT	PERCENT
	2023-2024	2023-2024	2024-2025		
Guided Pathways	\$ 5,888	\$ 5,888	\$ 478,725	\$ 472,837	8031%
Homeless and Housing Insecurity Pilot Program	544,722	544,722	650,000	105,278	19%
Learning-Aligned Employment Program	718,694	100,000	618,694	518,694	519%
Learning-Aligned Employment Program Administrative Cost Allowance	41,293	24,995	16,298	(8,697)	-35%
LGBTQ + Students	117,713	82,762	205,804	123,042	149%
Library Services Platform	19,355	3,445	56,507	53,062	1540%
Local and Systemwide Technology Data Security Funding	0	0	175,000	175,000	na
Los Angeles County American Rescue Plan Program	119,881	0	0	0	na
Mathematics, Engineering, Science Achievement (MESA)	0	0	1,519,405	1,519,405	na
Microsoft A5 Security Suite Implementation	100,040	65,960	34,080	(31,880)	-48%
Nursing Education Program	53,528	53,528	96,285	42,757	80%
Mental Health Services	676,294	406,559	819,301	412,742	102%
Restricted Lottery	3,499,752	668,255	2,831,497	2,163,242	324%
Rising Scholars Network	57,439	49,899	40,254	(9,645)	-19%
Seamless Transfer of Ethnic Studies	0	0	6,333	6,333	na
So Cal Consortium Data Science	0	0	6,912	6,912	na
Statewide Technology and Data Security Assessment	28,800	28,000	0	(28,000)	-100%
Statewide Technology and Data Security Implementation	300,000	30,760	269,240	238,480	775%
Strong Workforce Program Local	1,235,037	1,235,039	1,331,587	96,548	8%
Strong Workforce Regional Funding	1,139,327	1,239,506	926,493	(313,013)	-25%
Student Equity and Achievement Program	2,448,726	2,448,726	1,763,718	(685,008)	-28%
Student Financial Aid Administration Allowance	125,454	125,454	264,587	139,133	111%
Student Food and Housing Support	583,941	370,174	768,649	398,475	108%
Student Retention and Enrollment Outreach	1,414,876	1,151,860	907,610	(244,250)	-21%
Student Transfer Achievement Reform Act of 2021	0	0	565,217	565,217	na
Systemwide Technology & Data Security Funding	0	0	600,000	600,000	na
Umoja Supplemental	0	0	107,375	107,375	na
Veteran Resource Center	269,800	184,563	171,804	(12,759)	-7%
Vision for Success Professional Development Classified	74,656	74,656	0	(74,656)	-100%

**Long Beach Community College District
2024-2025 Tentative Budget
Restricted General Fund**

	ADOPTED	ESTIMATED	TENTATIVE	CHANGE	
	BUDGET	ACTUAL	BUDGET	AMOUNT	PERCENT
	2023-2024	2023-2024	2024-2025		
Zero Textbook Cost-Acceleration	\$ 0	\$ 0	\$ 100,000	\$ 100,000	na
Zero Textbook Cost-Implementation	180,000	39,155	140,845	101,690	260%
Zero Textbook Cost-Planning	100	99	0	(99)	-100%
College Advancement and Economic Development					
Industry Driven Regional Collaboratives Truck Driving	\$ 41,042	\$ 0	\$ 41,042	\$ 41,042	na
Office of Small Business Advocate (GO-BIZ) Capital Infusion Grant	323,701	322,112	537,360	215,248	67%
Office of Small Business Advocate (GO-BIZ) Technical Assistance Expansion	1,254,395	1,266,234	2,121,986	855,752	68%
Port of Long Beach Electric Vehicle Blueprint Project	35,000	35,000	0	(35,000)	-100%
Regional Equity & Recovery Partnerships	0	0	180,184	180,184	na
Small Business Development Center - CA International Trade Center	617,829	359,276	933,553	574,277	160%
Veterans Business Outreach Center Technical Assistance (VBOC TAP)	0	0	77,487	77,487	na
Total State Revenue	\$ 36,939,389	\$ 22,031,944	\$ 38,626,245	\$ 16,594,301	75%
Local Revenue					
Anthem Blue Cross Wellness Program	\$ 105,070	\$ 24,468	\$ 105,602	\$ 81,134	332%
Apostle Family Foundation Program	254,996	254,996	40,091	(214,905)	-84%
Aspen Institute	0	0	84,580	84,580	na
Child Development Consortium	0	0	6,462	6,462	na
City of LB Youth Programming Mini-Grant	36	36	0	(36)	-100%
College Promise Tours	13,084	13,084	18,639	5,555	42%
Excelencia in Education	0	0	43,600	43,600	na
Los Angeles County American Rescue Plan Program	108,209	11,903	104,282	92,379	776%
Los Angeles Scholars Investment Fund	100,000	100,000	0	(100,000)	-100%
Lumina Million Dollar Community College Challenge	100,000	100,000	0	(100,000)	-100%
Pacific Gateway Workforce Innovation Network	0	0	47,500	47,500	na
Pritzker-Guardian Scholars	10,665	9,089	20,879	11,790	130%
Public Education & Government - City of Long Beach	211,557	10,400	289,387	278,987	2683%
Puente	35,673	35,673	0	(35,673)	-100%

**Long Beach Community College District
2024-2025 Tentative Budget
Restricted General Fund**

	ADOPTED	ESTIMATED	TENTATIVE	CHANGE	
	BUDGET 2023-2024	ACTUAL 2023-2024	BUDGET 2024-2025	AMOUNT	PERCENT
Racial Equity for Adult Credentials for Higher Education	\$ 19,200	\$ 14,129	\$ 25,070	\$ 10,941	77%
Resource Family Assistance Program	83,667	406	83,261	82,855	20408%
Strategic Enrollment Management	25,477	25,389	7,988	(17,401)	-69%
College Advancement and Economic Development					
10,000 Small Business Program	\$ 1,486,149	\$ 1,486,136	\$ 13	\$ (1,486,123)	-100%
OneTen College Pilot Network	7,456	7,457	0	(7,457)	-100%
Port of Long Beach Electric Vehicle Blueprint Project	34,442	34,442	0	(34,442)	-100%
The Guidance Center	20,802	0	0	0	na
Total Local Revenue	\$ 2,616,483	\$ 2,127,608	\$ 877,354	\$ (1,250,254)	-59%
Total Prior Year Carryover	\$ 49,159,441	\$ 31,556,523	\$ 48,508,635	\$ 16,952,112	54%
TOTAL REVENUE	\$ 92,519,760	\$ 61,501,720	\$ 80,471,851	\$ 18,970,131	31%
OTHER FINANCING SOURCES					
INTERFUND AND INTRAFUND TRANSFERS IN					
From Unrestricted General Fund	\$ 600,000	\$ 600,000	\$ 600,000	\$ 0	0%
TOTAL REVENUE AND OTHER FINANCING SOURCES	\$ 93,119,760	\$ 62,101,720	\$ 81,071,851	\$ 18,970,131	31%
EXPENDITURES					
ACADEMIC SALARIES					
Academic Administrator Salaries	\$ 1,960,011	\$ 1,445,483	\$ 2,004,807	\$ 559,324	39%
Department Head/Coordinator Salaries	717,111	627,236	725,596	98,360	16%
Full Time Counselor Salaries	1,450,220	1,214,586	1,719,561	504,975	42%
Academic Hourly Instructional Salaries	107,645	94,605	97,645	3,040	3%
Academic Hourly Non-Instructional Salaries	7,518,757	3,928,372	6,831,983	2,903,611	74%
TOTAL ACADEMIC SALARIES	\$ 11,753,744	\$ 7,310,282	\$ 11,379,592	\$ 4,069,310	56%

**Long Beach Community College District
2024-2025 Tentative Budget
Restricted General Fund**

	ADOPTED	ESTIMATED	TENTATIVE	CHANGE	
	BUDGET	ACTUAL	BUDGET	AMOUNT	PERCENT
	2023-2024	2023-2024	2024-2025		
CLASSIFIED SALARIES					
Classified Non-Instructional Salaries	\$ 10,650,730	\$ 7,219,717	\$ 9,773,821	\$ 2,554,104	35%
Classified Manager/Supervisor Salaries	2,934,800	2,826,947	2,758,945	(68,002)	-2%
Confidential Salaries	0	97,709	111,933	14,224	15%
Classified Instructional Salaries	125,119	375,739	626,612	250,873	67%
Classified Hourly Non-Instructional Salaries	7,864,435	5,174,062	6,621,573	1,447,511	28%
Classified Hourly Instructional Salaries	847,517	1,243,980	1,047,102	(196,878)	-16%
TOTAL CLASSIFIED SALARIES	\$ 22,422,601	\$ 16,938,154	\$ 20,939,986	\$ 4,001,832	24%
 BENEFITS					
	\$ 12,310,094	\$ 9,207,401	\$ 12,028,373	\$ 2,820,972	31%
 SUPPLIES AND MATERIALS					
Instructional Supplies	\$ 4,831,661	\$ 1,593,268	\$ 4,100,567	\$ 2,507,299	157%
Fuel	5,200	3,582	5,067	1,485	41%
Hospitality	725,663	469,944	656,684	186,740	40%
Other Supplies	1,643,654	847,598	2,030,825	1,183,227	140%
TOTAL SUPPLIES AND MATERIALS	\$ 7,206,178	\$ 2,914,392	\$ 6,793,143	\$ 3,878,751	133%

**Long Beach Community College District
2024-2025 Tentative Budget
Restricted General Fund**

	ADOPTED	ESTIMATED	TENTATIVE	CHANGE	
	BUDGET	ACTUAL	BUDGET	AMOUNT	PERCENT
	2023-2024	2023-2024	2024-2025		
CONTRACT SERVICES AND OPERATING EXPENSES					
Professional Services	\$ 20,836,088	\$ 13,432,720	\$ 15,292,640	\$ 1,859,920	14%
Travel and Conferences	858,598	644,750	867,189	222,439	35%
Staff Development	46,000	7,552	62,642	55,090	729%
Dues and Memberships	41,215	50,189	41,935	(8,254)	-16%
Insurance	100,493	100,225	110,000	9,775	10%
Utilities	136,054	187,570	37,859	(149,711)	-80%
Rents, Building Repair, Maintenance and Equipment Repair	351,746	321,211	275,691	(45,520)	-14%
Fingerprinting	32,312	16,254	17,000	746	5%
Postage	108,402	92,124	115,125	23,001	25%
Online Software Licensing	1,538,541	2,218,950	1,142,375	(1,076,575)	-49%
Credit Card Fees	20,000	34,806	35,000	194	1%
Indirect Costs	1,935,916	1,648,489	1,846,085	197,596	12%
Other Services and Expenses	4,970,598	234,131	6,394,787	6,160,656	2631%
TOTAL CONTRACT SERVICES AND OPERATING EXPENSES	\$ 30,975,963	\$ 18,988,971	\$ 26,238,328	\$ 7,249,357	38%
CAPITAL OUTLAY					
Site Improvements	\$ 0	\$ 0	\$ 43,665	\$ 43,665	na
Building Fixtures	24,874	9,874	2,000	(7,874)	-80%
Library Books	172,076	0	172,076	172,076	na
Equipment	7,628,066	6,137,351	2,813,445	(3,323,906)	-54%
Lease Purchase	3,000	1,847	3,000	1,153	62%
TOTAL CAPITAL OUTLAY	\$ 7,828,016	\$ 6,149,072	\$ 3,034,186	\$ (3,114,886)	-51%
TOTAL EXPENDITURES	\$ 92,496,596	\$ 61,508,272	\$ 80,413,608	\$ 18,905,336	31%

**Long Beach Community College District
2024-2025 Tentative Budget
Restricted General Fund**

	ADOPTED BUDGET 2023-2024	ESTIMATED ACTUAL 2023-2024	TENTATIVE BUDGET 2024-2025	CHANGE AMOUNT	PERCENT
OTHER OUTGO					
Payments to Students	\$ 1,327,472	\$ 1,135,978	\$ 1,413,531	\$ 277,553	24%
TOTAL EXPENDITURES & OTHER OUTGO	\$ 93,824,068	\$ 62,644,250	\$ 81,827,139	\$ 19,182,889	31%
OPERATING SURPLUS/(DEFICIT)	\$ (704,308)	\$ (542,530)	\$ (755,288)	\$ (212,758)	-39%
Plus Beginning Balance	4,906,207	4,906,207	4,363,677	(542,530)	-11%
ENDING BALANCE	\$ 4,201,899	\$ 4,363,677	\$ 3,608,389	\$ (755,288)	-17%
FUND BALANCE CLASSIFICATIONS					
Restricted Reserves					
Reserve for Parking Program	\$ 4,170,012	\$ 4,084,419	\$ 3,271,396	\$ (813,023)	-20%
Reserve for Student Health Fees	31,887	279,258	336,993	57,735	21%
TOTAL FUND BALANCE	\$ 4,201,899	\$ 4,363,677	\$ 3,608,389	\$ (755,288)	-17%

**Long Beach Community College District
2024-2025 Tentative Budget
Restricted Parking Program**

	ADOPTED	ESTIMATED	TENTATIVE	CHANGE	
	BUDGET	ACTUAL	BUDGET	AMOUNT	PERCENT
	2023-2024	2023-2024	2024-2025		
BEGINNING BALANCE	\$ <u>4,797,889</u>	\$ <u>4,797,889</u>	\$ <u>4,084,419</u>	\$ <u>(713,470)</u>	<u>-15%</u>
REVENUE					
Other Local Revenue					
Parking Permits and Meters	\$ <u>800,000</u>	\$ <u>800,000</u>	\$ <u>1,280,000</u>	\$ <u>480,000</u>	<u>60%</u>
TOTAL REVENUE	\$ <u>800,000</u>	\$ <u>800,000</u>	\$ <u>1,280,000</u>	\$ <u>480,000</u>	<u>60%</u>
EXPENDITURES					
CLASSIFIED SALARIES					
Classified Non-Instructional Salaries	\$ 140,753	\$ 140,753	\$ 331,766	\$ 191,013	136%
Classified Manager/Supervisor Salaries	16,301	16,301	16,790	489	3%
Classified Hourly Non-Instructional Salaries	<u>89,500</u>	<u>137,500</u>	<u>104,000</u>	<u>(33,500)</u>	<u>-24%</u>
TOTAL CLASSIFIED SALARIES	\$ <u>246,554</u>	\$ <u>294,554</u>	\$ <u>452,556</u>	\$ <u>158,002</u>	<u>54%</u>
BENEFITS	\$ 98,691	\$ 104,450	\$ 213,602	\$ 109,152	105%
SUPPLIES AND MATERIALS					
Fuel	\$ 3,000	\$ 1,080	\$ 3,000	\$ 1,920	178%
Other Supplies	<u>75,000</u>	<u>34,863</u>	<u>37,000</u>	<u>2,137</u>	<u>6%</u>
TOTAL SUPPLIES AND MATERIALS	\$ <u>78,000</u>	\$ <u>35,943</u>	\$ <u>40,000</u>	\$ <u>4,057</u>	<u>11%</u>

**Long Beach Community College District
2024-2025 Tentative Budget
Restricted Parking Program**

	ADOPTED	ESTIMATED	TENTATIVE	CHANGE	
	BUDGET	ACTUAL	BUDGET	AMOUNT	PERCENT
	2023-2024	2023-2024	2024-2025		
CONTRACT SERVICES AND OPERATING EXPENSES					
Professional Services	\$ 300,000	\$ 355,911	\$ 385,000	\$ 29,089	8%
Travel and Conferences	0	5,440	7,500	2,060	38%
Dues and Memberships	0	0	2,000	2,000	na
Utilities	15,000	35,807	30,000	(5,807)	-16%
Rents, Building Repair, Maintenance and Equipment Repair	264,000	225,654	233,500	7,846	3%
Postage	5,000	3,283	5,000	1,717	52%
Credit Card Fees	20,000	34,806	35,000	194	1%
On Line Serv-Sftwr Licensing	1,300	1,300	1,800	500	38%
Other Services and Expenses	85,000	85,991	85,000	(991)	-1%
Indirect Costs	305,332	323,635	447,565	123,930	38%
TOTAL CONTRACT SERVICES AND OPERATING EXPENSES	\$ 995,632	\$ 1,071,827	\$ 1,232,365	\$ 160,538	15%
CAPITAL OUTLAY					
Building Fixtures	\$ 2,000	\$ 0	\$ 2,000	\$ 2,000	na
Equipment	7,000	6,696	152,500	145,804	2177%
TOTAL CAPITAL OUTLAY	\$ 9,000	\$ 6,696	\$ 154,500	\$ 147,804	2207%
TOTAL EXPENDITURES	\$ 1,427,877	\$ 1,513,470	\$ 2,093,023	\$ 579,553	38%
OPERATING SURPLUS/(DEFICIT)	\$ (627,877)	\$ (713,470)	\$ (813,023)	\$ (99,553)	-14%
Plus Beginning Balance	4,797,889	4,797,889	4,084,419	(713,470)	-15%
ENDING BALANCE	\$ 4,170,012	\$ 4,084,419	\$ 3,271,396	\$ (813,023)	-20%

**Long Beach Community College District
2024-2025 Tentative Budget
Student Health Centers**

	ADOPTED	ESTIMATED	TENTATIVE	CHANGE	
	BUDGET	ACTUAL	BUDGET	AMOUNT	PERCENT
	2023-2024	2023-2024	2024-2025		
BEGINNING BALANCE	\$ 108,318	\$ 108,318	\$ 279,258	\$ 170,940	158%
REVENUE					
Other Local Revenue					
Student Health Fees	\$ 1,200,500	\$ 1,335,000	\$ 1,400,000	\$ 65,000	5%
TOTAL REVENUE	\$ 1,200,500	\$ 1,335,000	\$ 1,400,000	\$ 65,000	5%
OTHER FINANCING SOURCES					
INTERFUND TRANSFERS IN					
From Unrestricted General Fund	\$ 600,000	\$ 600,000	\$ 600,000	\$ 0	0%
TOTAL REVENUE AND OTHER FINANCING SOURCES	\$ 1,800,500	\$ 1,935,000	\$ 2,000,000	\$ 65,000	3%
EXPENDITURES					
CLASSIFIED SALARIES					
Classified Non-Instructional Salaries	\$ 882,093	\$ 849,322	\$ 906,516	\$ 57,194	7%
Classified Manager/Supervisor Salaries	76,767	43,998	66,907	22,909	52%
Classified Hourly Non-Instructional Salaries	18,000	47,613	25,000	(22,613)	-47%
TOTAL CLASSIFIED SALARIES	\$ 976,860	\$ 940,933	\$ 998,423	\$ 57,490	6%
BENEFITS	\$ 539,122	\$ 505,973	\$ 567,335	\$ 61,362	12%
SUPPLIES AND MATERIALS					
Hospitality	\$ 1,000	\$ 1,500	\$ 2,000	\$ 500	33%
Other Supplies	46,000	42,134	46,000	3,866	9%
TOTAL SUPPLIES AND MATERIALS	\$ 47,000	\$ 43,634	\$ 48,000	\$ 4,366	10%

**Long Beach Community College District
2024-2025 Tentative Budget
Student Health Centers**

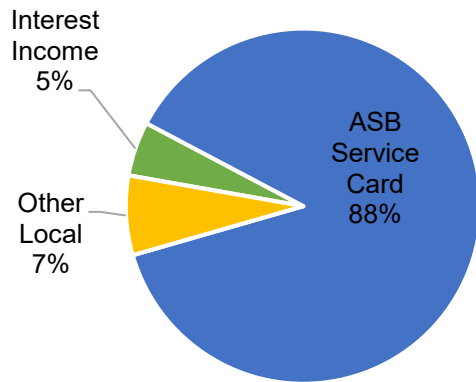
	ADOPTED	ESTIMATED	TENTATIVE	CHANGE	
	BUDGET	ACTUAL	BUDGET	AMOUNT	PERCENT
	2023-2024	2023-2024	2024-2025		
CONTRACT SERVICES AND OPERATING EXPENSES					
Professional Services	\$ 30,000	\$ 22,125	\$ 30,000	\$ 7,875	36%
Travel and Conferences	10,000	2,927	10,000	7,073	242%
Staff Development	2,000	0	2,000	2,000	na
Dues and Memberships	5,000	940	5,000	4,060	432%
Insurance	100,000	100,225	110,000	9,775	10%
Online Software Licensing	30,000	20,625	30,000	9,375	45%
Indirect Costs	130,949	123,074	135,507	12,433	10%
TOTAL CONTRACT SERVICES AND OPERATING EXPENSES	\$ 307,949	\$ 269,916	\$ 322,507	\$ 52,591	19%
CAPITAL OUTLAY					
Equipment	\$ 6,000	\$ 3,604	\$ 6,000	\$ 2,396	66%
TOTAL EXPENDITURES	\$ 1,876,931	\$ 1,764,060	\$ 1,942,265	\$ 178,205	10%
OPERATING SURPLUS/(DEFICIT)	\$ (76,431)	\$ 170,940	\$ 57,735	\$ (113,205)	-66%
Plus Beginning Balance	108,318	108,318	279,258	170,940	158%
ENDING BALANCE	\$ 31,887	\$ 279,258	\$ 336,993	\$ 57,735	21%

Long Beach Community College District
2024-2025 Tentative Budget

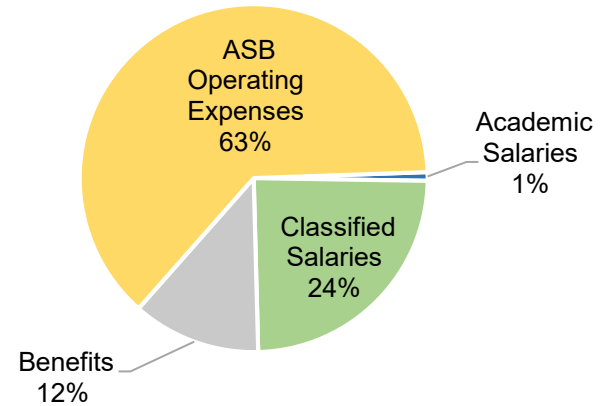
Associated Student Body Fund

The Associated Student Body Fund is used to account for moneys held in trust by the district for organized student body associations established pursuant to EC §76060. The fund is supported by a student fee and fundraising revenue. The fund also includes student clubs, which are accounted for in liability trust accounts.

Tentative Budget 2024-25
Revenue by Major Object Groups



Tentative Budget 2024-25
Expenditures by Major Object Groups



**Long Beach Community College District
2024-2025 Tentative Budget
Associated Student Body Fund**

	ADOPTED	ESTIMATED	TENTATIVE	CHANGE	
	BUDGET	ACTUAL	BUDGET	AMOUNT	PERCENT
	2023-2024	2023-2024	2024-2025		
BEGINNING BALANCE	\$ <u>2,951,275</u>	\$ <u>2,951,275</u>	\$ <u>2,770,328</u>	\$ <u>(180,947)</u>	<u>-6%</u>
REVENUE					
Local Revenue					
College Services Card Fee	\$ 800,000	\$ 841,374	\$ 850,000	\$ 8,626	1%
Other Local Income	35,000	65,000	70,000	5,000	8%
Interest & Investment Income	30,000	45,000	48,000	3,000	7%
TOTAL REVENUE	\$ <u>865,000</u>	\$ <u>951,374</u>	\$ <u>968,000</u>	\$ <u>16,626</u>	<u>2%</u>
EXPENDITURES					
ACADEMIC SALARIES					
Academic Hourly Non-Instructional Salaries	\$ 9,805	\$ 7,000	\$ 10,611	\$ 3,611	52%
CLASSIFIED SALARIES					
Classified Non-Instructional Salaries	\$ 232,722	\$ 256,609	\$ 255,280	\$ (1,329)	-1%
Classified Hourly Non-Instructional Salaries	48,068	39,211	52,772	13,561	35%
Classified Hourly Instructional Salaries	13,393	10,270	14,494	4,224	41%
TOTAL CLASSIFIED SALARIES	\$ <u>294,183</u>	\$ <u>306,090</u>	\$ <u>322,546</u>	\$ <u>16,456</u>	<u>5%</u>
BENEFITS	\$ 140,150	\$ 144,231	\$ 158,085	\$ 13,854	10%

**Long Beach Community College District
2024-2025 Tentative Budget
Associated Student Body Fund**

	<u>ADOPTED BUDGET 2023-2024</u>	<u>ESTIMATED ACTUAL 2023-2024</u>	<u>TENTATIVE BUDGET 2024-2025</u>	<u>CHANGE AMOUNT</u>	<u>PERCENT</u>
CONTRACT SERVICES AND OPERATING EXPENSES					
Other Services and Expenses	\$ 800,524	\$ 675,000	\$ 833,893	\$ 158,893	24%
TOTAL EXPENDITURES	<u>\$ 1,244,662</u>	<u>\$ 1,132,321</u>	<u>\$ 1,325,135</u>	<u>\$ 192,814</u>	<u>17%</u>
OPERATING SURPLUS/(DEFICIT)	<u>\$ (379,662)</u>	<u>\$ (180,947)</u>	<u>\$ (357,135)</u>	<u>\$ (176,188)</u>	<u>-97%</u>
Plus Beginning Balance	2,951,275	2,951,275	2,770,328	(180,947)	-6%
ENDING BALANCE	<u>\$ 2,571,613</u>	<u>\$ 2,770,328</u>	<u>\$ 2,413,193</u>	<u>\$ (357,135)</u>	<u>-13%</u>
FUND BALANCE CLASSIFICATIONS					
Restricted Reserve	\$ 2,571,613	\$ 2,770,328	\$ 2,413,193	\$ (357,135)	-13%

**Long Beach Community College District
2024-2025 Tentative Budget**

Capital Projects Fund

Revenue

Primary revenue sources for the Capital Projects Fund are state capital project funds, scheduled maintenance block grant, interfund transfers, interest earnings, redevelopment fee revenue, international student capital outlay fees, nonresident capital outlay fees, and rental income. The District's Los Coyotes property was sold in August 2021, which ends a stream of rental income. The \$14.5 million in proceeds from the sale less proceeds previously spent are budgeted for capital projects and deferred maintenance.

Redevelopment fee revenue received under AB1290 must be split between property tax revenue and capital revenue. 47.5% of AB1290 revenue is unrestricted, but must be reported as property taxes and applied against the District's apportionment revenue in the Unrestricted General Fund. The remaining 52.5% of AB1290 revenue is restricted, and must be used "for educational facilities," including furnishings, fixtures, and equipment normally associated with such facilities. Accordingly, it is recorded as revenue in the Capital Projects Fund. The Governor eliminated the state's Redevelopment Agencies (RDAs) as of February 1, 2012. Successor Agencies have been established to wind down the activities of the RDAs. Now current and future pass-through payments come to school districts through the Auditor-Controller.

Education Code Section 76141 allows districts to charge nonresident and international students a capital outlay fee. Revenue from the capital outlay fees can be expended only for purposes of capital outlay, maintenance, and equipment. Therefore, the capital outlay fees collected from nonresident and international student fees are recorded in the Capital Projects Fund.

In November 2016, voters approved Proposition 51 to authorize the sale of state construction bonds. The Tentative Budget includes continuing state bond funding for the Building MM, Construction Trades Phase 2 project at PCC.

Long Beach Community College District
2024-2025 Tentative Budget

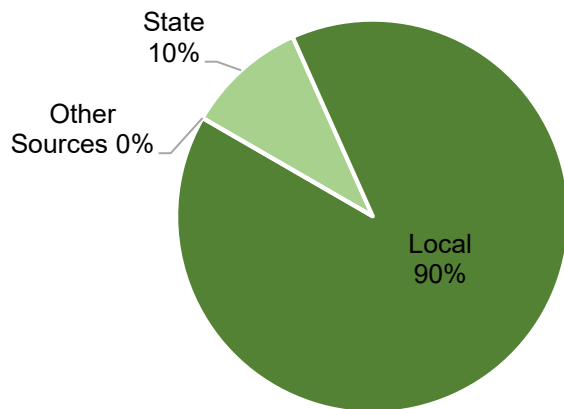
Capital Projects Fund

Reserves

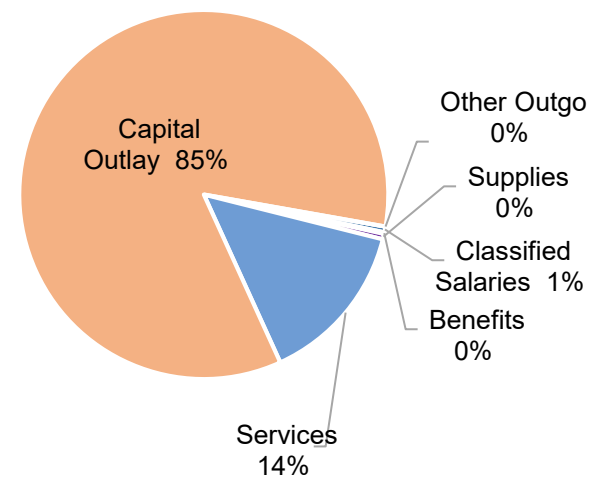
A \$5.0 million reserve established by the Board in 1986 is included in the Capital Projects Fund. The source of the reserve is the sale of excess property at LAC in 1987-88 and at PCC in 1988-89.

The pie charts below present a graphic picture of the Capital Projects Fund budgeted revenues and expenditures broken out by the major account groups.

Tentative Budget 2024-25
Revenue by Major Object Groups



Tentative Budget 2024-25
Expenditures by Major Object Groups



**Long Beach Community College District
2024-2025 Tentative Budget
Capital Projects Fund**

	ADOPTED	ESTIMATED	TENTATIVE	CHANGE	
	BUDGET	ACTUAL	BUDGET	AMOUNT	PERCENT
	2023-2024	2023-2024	2024-2025		
BEGINNING BALANCE	\$ 42,642,241	\$ 42,642,241	\$ 48,093,945	\$ 5,451,704	13%
REVENUE					
State Revenue					
Construction Trades Phase 2 Pacific Coast Campus	\$ 13,097,906	\$ 12,839,384	\$ 258,522	\$ (12,580,862)	-98%
Music/Theatre Complex (Bldg G & H)	20,609,000	20,609,000	0	(20,609,000)	-100%
Scheduled Maintenance - Block Grant	49,659	49,659	0	(49,659)	-100%
Student Housing Planning	118,460	0	118,460	118,460	na
Total State Revenue	\$ 33,875,025	\$ 33,498,043	\$ 376,982	\$ (33,121,061)	-99%
Local Revenue					
Interest	\$ 838,000	\$ 1,840,498	\$ 641,335	\$ (1,199,163)	-65%
Redevelopment Revenue	1,200,000	1,200,000	1,200,000	0	0%
International Student Fees	59,000	59,000	107,000	48,000	81%
Nonresident Tuition Fees	277,000	277,000	321,000	44,000	16%
Port of Long Beach Child Development Center Solar Canopy System LAC	415,398	0	415,398	415,398	na
Port of Long Beach Child Development Center Solar Canopy System PCC	625,398	0	625,398	625,398	na
Port of Long Beach Child Development Center Solar Water Heater LAC	30,000	0	30,000	30,000	na
Port of Long Beach Child Development Center Solar Water Heater PCC	60,000	0	60,000	60,000	na
Total Local Revenue	\$ 3,504,796	\$ 3,376,498	\$ 3,400,131	\$ 23,633	1%

**Long Beach Community College District
2024-2025 Tentative Budget
Capital Projects Fund**

	<u>ADOPTED BUDGET 2023-2024</u>	<u>ESTIMATED ACTUAL 2023-2024</u>	<u>TENTATIVE BUDGET 2024-2025</u>	<u>CHANGE AMOUNT</u>	<u>PERCENT</u>
OTHER FINANCING SOURCES					
INTERFUND TRANSFERS IN					
From Unrestricted General Fund - One Time Funds for Facilities' Small Projects, Bldg T Fire Damage, E-Sports Bldg, & Coffee Pavilion	\$ 0	\$ 7,000,000	\$ 0	\$ (7,000,000)	-100%
TOTAL REVENUE	\$ 37,379,821	\$ 43,874,541	\$ 3,777,113	\$ (40,097,428)	-91%
EXPENDITURES					
CLASSIFIED SALARIES					
Classified Manager/Supervisor Salaries	\$ 79,042	\$ 46,093	\$ 49,612	\$ 3,519	8%
Classified Hourly Non-Instructional Salaries	89,500	0	89,500	89,500	na
TOTAL CLASSIFIED SALARIES	\$ 168,542	\$ 46,093	\$ 139,112	\$ 93,019	202%
BENEFITS	\$ 55,004	\$ 25,812	\$ 38,620	\$ 12,808	50%
SUPPLIES AND MATERIALS					
Other Supplies	\$ 30,000	\$ 0	\$ 130,000	\$ 130,000	na

**Long Beach Community College District
2024-2025 Tentative Budget
Capital Projects Fund**

	ADOPTED BUDGET <u>2023-2024</u>	ESTIMATED ACTUAL <u>2023-2024</u>	TENTATIVE BUDGET <u>2024-2025</u>	CHANGE	
				<u>AMOUNT</u>	<u>PERCENT</u>
CONTRACT SERVICES AND OPERATING EXPENSES					
Professional Services	\$ 1,771,470	\$ 112,763	\$ 1,745,810	\$ 1,633,047	1448%
Building Repair, Maintenance and Equipment Repair	1,353,551	1,422,461	1,737,961	315,500	22%
Legal Services	35,706	0	35,706	35,706	na
Online Software Licensing	670,813	292,255	375,524	83,269	28%
Other Services	12,000	0	12,000	12,000	na
TOTAL CONTRACT SERVICES AND OPERATING EXPENSES	\$ 3,843,540	\$ 1,827,479	\$ 3,907,001	\$ 2,079,522	114%
CAPITAL OUTLAY					
Site Improvement	\$ 230,000	\$ 35,816	\$ 730,000	\$ 694,184	1938%
Construction and Additions	49,525,343	34,019,111	17,783,102	(16,236,009)	-48%
Architect Fees	1,239,631	482,631	1,130,194	647,563	134%
Engineering Fees	46,000	5,040	61,000	55,960	1110%
Inspection Fees	983,324	631,315	685,000	53,685	9%
Building Fixtures	230,000	83,325	402,906	319,581	384%
Equipment	1,089,483	1,266,215	2,325,523	1,059,308	84%
TOTAL CAPITAL OUTLAY	\$ 53,343,781	\$ 36,523,453	\$ 23,117,725	\$ (13,405,728)	-37%
TOTAL EXPENDITURES	\$ 57,440,867	\$ 38,422,837	\$ 27,332,458	\$ (11,090,379)	-29%
OPERATING SURPLUS/(DEFICIT)	\$ (20,061,046)	\$ 5,451,704	\$ (23,555,345)	\$ (29,007,049)	-532%
Plus Beginning Balance	42,642,241	42,642,241	48,093,945	5,451,704	13%
ENDING BALANCE	\$ 22,581,195	\$ 48,093,945	\$ 24,538,600	\$ (23,555,345)	-49%

**Long Beach Community College District
2024-2025 Tentative Budget
Capital Projects Fund**

FUND BALANCE CLASSIFICATIONS	ADOPTED	ESTIMATED	TENTATIVE	CHANGE	
	BUDGET	ACTUAL	BUDGET	AMOUNT	PERCENT
	2023-2024	2023-2024	2024-2025		
Restricted Reserves					
Sale of Excess Property	\$ 5,000,000	\$ 5,000,000	\$ 5,000,000	\$ 0	0%
Reserve for Block Grant	0	5,965,273	0	(5,965,273)	-100%
Reserve for International Student Fees Project	469,042	431,915	388,915	(43,000)	-10%
Reserve for Nonresident Tuition Project	1,410,841	1,352,448	1,523,448	171,000	13%
Reserve for Redevelopment Project	5,047,551	5,727,375	5,328,643	(398,732)	-7%
Committed Reserves					
Committed for Los Coyotes Project	1,979,061	12,940,963	1,979,061	(10,961,902)	-85%
Committed for Energy Rebate Program	19,709	125,709	19,709	(106,000)	-84%
Committed for Infrastructure Upgrades	0	967,896	0	(967,896)	-100%
Committed for Furniture Improvements	0	48,060	0	(48,060)	-100%
Committed for Building T Fire Damage	0	521,878	0	(521,878)	-100%
Committed for Facilities's Small Projects	0	1,787,578	0	(1,787,578)	-100%
Committed for E-Sports Building	0	1,209,332	0	(1,209,332)	-100%
Committed for Coffee Pavilion	0	2,000,000	0	(2,000,000)	-100%
Committed for Mandated Cost Projects	0	358,029	0	(358,029)	-100%
Committed for other future projects	8,654,991	9,657,489	10,298,824	641,335	7%
TOTAL FUND BALANCE	\$ 22,581,195	\$ 48,093,945	\$ 24,538,600	\$ (23,555,345)	-49%

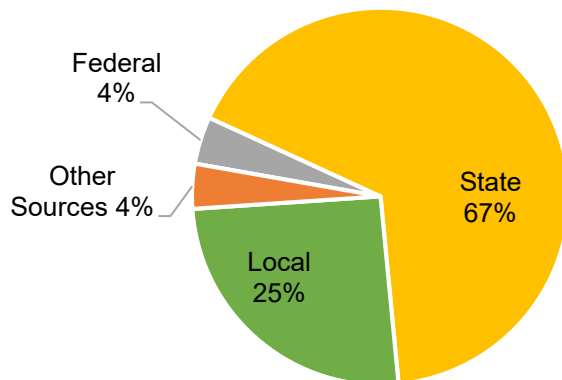
Long Beach Community College District
2024-2025 Tentative Budget

Child and Adult Development Fund

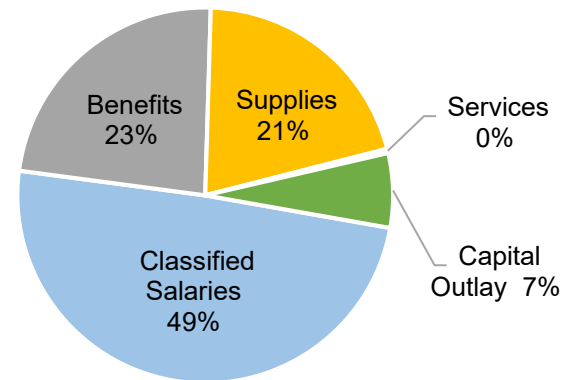
The purpose of the Child and Adult Development Fund is to assist student parents to attend college through the provision of quality childcare and to train workers for the child care industry. The fund is supported by State funds, parent fees, interest earnings, and interfund transfers from the Unrestricted General Fund.

The pie charts below present a graphic picture of the Child and Adult Development Fund budgeted revenues and expenditures broken out by the major account groups.

Tentative Budget 2024-25
Revenue by Major Object Groups



Tentative Budget 2024-25
Expenditures by Major Object Groups



**Long Beach Community College District
2024-2025 Tentative Budget
Child and Adult Development Fund**

	ADOPTED	ESTIMATED	TENTATIVE	CHANGE	
	BUDGET	ACTUAL	BUDGET	AMOUNT	PERCENT
	2023-2024	2023-2024	2024-2025		
BEGINNING BALANCE	<u>\$ 3,502,104</u>	<u>\$ 3,502,104</u>	<u>\$ 4,412,815</u>	<u>\$ 910,711</u>	<u>26%</u>
REVENUE					
Federal Revenue					
Child Care Food Program	\$ 58,400	\$ 58,400	\$ 58,400	\$ 0	0%
Emergency Operational Costs	4,172	2,639	1,533	(1,106)	-42%
Federal Child Care Contract	94,433	99,239	99,239	0	0%
State Assembly Bill 131 - Stipend	6,318	6,318	0	(6,318)	-100%
Total Federal Revenue	<u>\$ 163,323</u>	<u>\$ 166,596</u>	<u>\$ 159,172</u>	<u>\$ (7,424)</u>	<u>-4%</u>
State Revenue					
Child Care Permissive Tax Bail	\$ 71,792	\$ 71,792	\$ 72,329	\$ 537	1%
State Assembly Bill 110 - Stipend (General Child & Development Reimbursement Rate Supplement)	6,160	6,160	1,894	(4,266)	-69%
State Assembly Bill 140 - Cost of Care Plus Rate Payment	0	55,504	54,537	(967)	-2%
State Assembly Bill 140 - Cost of Care Plus Rate Payment for Contractors	0	57,456	57,456	0	0%
State Assembly Bill 140 - One Time Payment for Centers	0	6,000	6,000	0	0%
State Assembly Bill 179 - Stipend	20,188	4,732	19,306	14,574	308%
State Child Development Food	1,600	1,600	1,600	0	0%
State General Child Care Contract	164,288	172,649	172,649	0	0%
State Preschool Contract	1,489,908	1,541,368	1,541,368	0	0%
State Preschool Program Reimbursement Rate Supplement Allocation	292,048	292,048	176,429	(115,619)	-40%
State Preschool Program Temporary Rate Increase Allocation	0	500,183	499,289	(894)	0%
Total State Revenue	<u>\$ 2,045,984</u>	<u>\$ 2,709,492</u>	<u>\$ 2,602,857</u>	<u>\$ (106,635)</u>	<u>-4%</u>

**Long Beach Community College District
2024-2025 Tentative Budget
Child and Adult Development Fund**

	ADOPTED	ESTIMATED	TENTATIVE	CHANGE	
	BUDGET	ACTUAL	BUDGET	AMOUNT	PERCENT
	2023-2024	2023-2024	2024-2025		
Local Revenue					
Fees	\$ 980,000	\$ 850,000	\$ 870,000	\$ 20,000	2%
Interest	64,000	191,618	125,011	(66,607)	-35%
Long Beach Rotary Read by 9	2,225	2,225	0	(2,225)	-100%
Quality Rating & Improvement System Child Care Alliance of Los Angeles	6,000	6,000	0	(6,000)	-100%
Quality Rating & Improvement System Child Care Alliance of Los Angeles (PCC)	6,000	6,000	0	(6,000)	-100%
Quality Start Los Angeles - LAC	5,430	5,430	0	(5,430)	-100%
Quality Start Los Angeles - PCC	5,430	5,430	0	(5,430)	-100%
Total Local Revenue	\$ 1,069,085	\$ 1,066,703	\$ 995,011	\$ (71,692)	-7%
TOTAL REVENUE	\$ 3,278,392	\$ 3,942,791	\$ 3,757,040	\$ (185,751)	-5%
OTHER FINANCING SOURCES					
INTERFUND TRANSFERS IN					
From Unrestricted General Fund	\$ 150,000	\$ 150,000	\$ 150,000	\$ 0	0%
TOTAL REVENUE AND OTHER FINANCING SOURCES	\$ 3,428,392	\$ 4,092,791	\$ 3,907,040	\$ (185,751)	-5%
EXPENDITURES					
CLASSIFIED SALARIES					
Classified Manager/Supervisor Salaries	\$ 246,655	\$ 246,655	\$ 249,327	\$ 2,672	1%
Classified Non-Instructional Salaries	1,506,905	1,515,794	1,628,358	112,564	7%
Classified Hourly Non-Instructional Salaries	276,500	219,999	244,000	24,001	11%
TOTAL CLASSIFIED SALARIES	\$ 2,030,060	\$ 1,982,448	\$ 2,121,685	\$ 139,237	7%
BENEFITS	\$ 871,088	\$ 886,636	\$ 1,005,478	\$ 118,842	13%

**Long Beach Community College District
2024-2025 Tentative Budget
Child and Adult Development Fund**

	ADOPTED BUDGET 2023-2024	ESTIMATED ACTUAL 2023-2024	TENTATIVE BUDGET 2024-2025	CHANGE AMOUNT	PERCENT
SUPPLIES AND MATERIALS					
Supplies and Materials	\$ 396,163	\$ 263,291	\$ 883,432	\$ 620,141	236%
CONTRACT SERVICES AND OPERATING EXPENSES					
Professional Services	\$ 1,851	\$ 0	\$ 2,600	\$ 2,600	na
Travel and Conferences	4,500	5,070	6,394	1,324	26%
Dues and Memberships	625	625	625	0	0%
Rents, Building Repair, Maintenance and Equipment Repair	824	929	1,052	123	13%
Fingerprinting	1,000	0	0	0	na
Postage	600	29	249	220	759%
Online Software Licensing	851	992	0	(992)	-100%
Other Services and Expenses	4,600	2,205	4,800	2,595	118%
TOTAL CONTRACT SERVICES AND OPERATING EXPENSES	\$ 14,851	\$ 9,850	\$ 15,720	\$ 5,870	60%
CAPITAL OUTLAY					
Equipment	\$ 116,230	\$ 39,855	\$ 275,418	\$ 235,563	591%
TOTAL EXPENDITURES	\$ 3,428,392	\$ 3,182,080	\$ 4,301,733	\$ 1,119,653	35%
OPERATING SURPLUS/(DEFICIT)	\$ 0	\$ 910,711	\$ (394,693)	\$ (1,305,404)	-143%
Plus Beginning Balance	3,502,104	3,502,104	4,412,815	910,711	26%
ENDING BALANCE	\$ 3,502,104	\$ 4,412,815	\$ 4,018,122	\$ (394,693)	-9%
FUND BALANCE CLASSIFICATIONS					
Assigned Reserve	\$ 3,502,104	\$ 4,412,815	\$ 4,018,122	\$ (394,693)	-9%

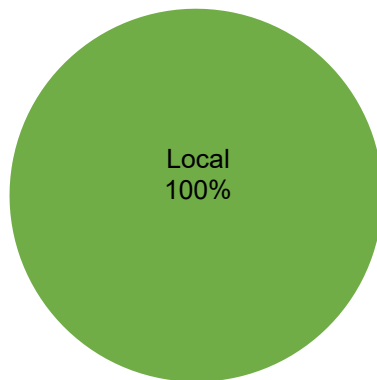
Long Beach Community College District
2024-2025 Tentative Budget

Contract/Community Education Fund

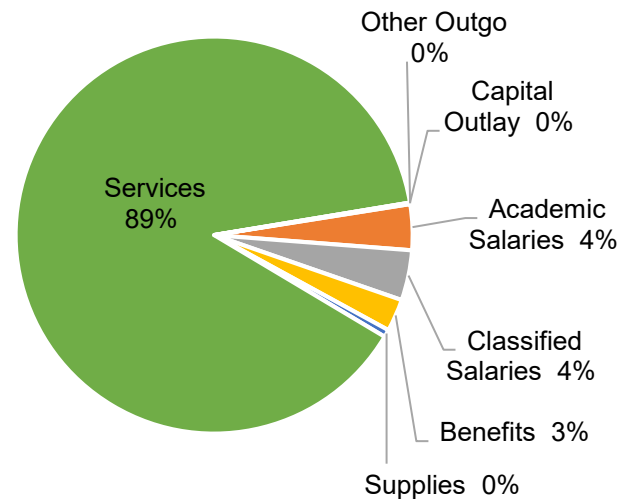
This Special Revenue Fund is used to record the financial transactions of Contract and Community Education programs and other income generating programs. The programs are managed by the Office of Workforce and Economic Development. These program revenues, generated from economic and resource development activities, are unrestricted or designated for specific purposes. The District's policy is to devote these revenues to the operation and expansion of the Contract and Community Education programs.

The pie charts below present a graphic picture of the Contract/Community Education Fund budgeted revenues and expenditures broken out by the major account groups. As shown in the revenue chart below, all of the revenue in this fund is from local sources.

Tentative Budget 2024-25
Revenue by Major Object Groups



Tentative Budget 2024-25
Expenditures by Major Object Groups



**Long Beach Community College District
2024-2025 Tentative Budget
Contract/Community Education Fund**

	ADOPTED	ESTIMATED	TENTATIVE	CHANGE	
	BUDGET	ACTUAL	BUDGET	AMOUNT	PERCENT
	2023-2024	2023-2024	2024-2025		
BEGINNING BALANCE	<u>\$ 1,043,242</u>	<u>\$ 1,043,242</u>	<u>\$ 1,227,019</u>	<u>\$ 183,777</u>	<u>18%</u>
REVENUE					
Local Revenue					
Small Business Development Center Program Income	\$ 49,899	\$ 0	\$ 49,899	\$ 49,899	na
Cash Match Program	1,405,386	12,090	1,503,296	1,491,206	12334%
Community Education	95,000	16,000	95,000	79,000	494%
Contract Education	157,000	30,000	157,000	127,000	423%
Interest	42,000	113,379	62,756	(50,623)	-45%
Total Local Revenue	<u>\$ 1,749,285</u>	<u>\$ 171,469</u>	<u>\$ 1,867,951</u>	<u>\$ 1,696,482</u>	<u>989%</u>
TOTAL REVENUE	<u>\$ 1,749,285</u>	<u>\$ 171,469</u>	<u>\$ 1,867,951</u>	<u>\$ 1,696,482</u>	<u>989%</u>
EXPENDITURES					
ACADEMIC SALARIES					
Academic Hourly Non-Instructional Salaries	\$ 57,000	\$ 0	\$ 65,847	\$ 65,847	na
CLASSIFIED SALARIES					
Classified Non-Instructional Salaries	\$ 4,000	\$ 0	\$ 4,000	\$ 4,000	na
Classified Manager/Supervisor Salaries	42,207	0	44,720	44,720	na
Classified Hourly Non-Instructional Salaries	27,200	8,315	23,450	15,135	182%
TOTAL CLASSIFIED SALARIES	<u>\$ 73,407</u>	<u>\$ 8,315</u>	<u>\$ 72,170</u>	<u>\$ 63,855</u>	<u>768%</u>
BENEFITS	\$ 42,820	\$ 998	\$ 46,640	\$ 45,642	4573%
SUPPLIES AND MATERIALS					
Hospitality	\$ 5,250	\$ 1,282	\$ 4,750	\$ 3,468	271%
Other Supplies	13,000	631	6,000	5,369	851%
TOTAL SUPPLIES AND MATERIALS	<u>\$ 18,250</u>	<u>\$ 1,913</u>	<u>\$ 10,750</u>	<u>\$ 8,837</u>	<u>462%</u>

**Long Beach Community College District
2024-2025 Tentative Budget
Contract/Community Education Fund**

	ADOPTED	ESTIMATED	TENTATIVE	CHANGE	
	BUDGET	ACTUAL	BUDGET	AMOUNT	PERCENT
	2023-2024	2023-2024	2024-2025		
CONTRACT SERVICES AND OPERATING EXPENSES					
Professional Services	\$ 1,385,032	\$ 0	\$ 1,492,008	\$ 1,492,008	na
Travel and Conferences	6,900	595	12,400	11,805	1984%
Staff Development	1,000	0	1,000	1,000	na
Dues and Memberships	1,000	0	1,000	1,000	na
Utilities	13,000	10,087	0	(10,087)	-100%
Rents, Building Repair, Maintenance and Equipment Repair	1,600	90	800	710	789%
Online Software Licensing	8,537	6,040	14,635	8,595	142%
Other Services and Expenses	5,200	954	4,200	3,246	340%
Indirect Costs	(925)	(41,300)	43,726	85,026	206%
TOTAL CONTRACT SERVICES AND OPERATING EXPENSES	\$ 1,421,344	\$ (23,534)	\$ 1,569,769	\$ 1,593,303	6770%
TOTAL EXPENDITURES	\$ 1,612,821	\$ (12,308)	\$ 1,765,176	\$ 1,777,484	14442%
OTHER OUTGO					
Payments to Students	\$ 0	\$ 0	\$ 2,000	\$ 2,000	na
TOTAL EXPENDITURES & OTHER OUTGO	\$ 1,612,821	\$ (12,308)	\$ 1,767,176	\$ 1,779,484	14458%
OPERATING SURPLUS/(DEFICIT)	\$ 136,464	\$ 183,777	\$ 100,775	\$ (83,002)	-45%
Plus Beginning Balance	1,043,242	1,043,242	1,227,019	183,777	18%
ENDING BALANCE	\$ 1,179,706	\$ 1,227,019	\$ 1,327,794	\$ 100,775	8%
FUND BALANCE CLASSIFICATIONS					
Assigned Reserve	\$ 1,179,706	\$ 1,227,019	\$ 1,327,794	\$ 100,775	8%

**Long Beach Community College District
2024-2025 Tentative Budget**

Equity Award Fund

In the spring of 2021, Long Beach City College (LBCC) received a tremendously generous gift of \$30 million from author and philanthropist MacKenzie Scott (through Fidelity Charitable). This is the single largest donation the College has received in its 95-year history, and one of the largest single-donor gifts given to a California Community College. The award was given in recognition of LBCC’s leadership and transformative work in responding to the College’s changing demographics, closing equity gaps, and work in racial justice. The unrestricted gift will be prioritized for initiatives that:

- Improve student academic outcomes by addressing racial equity gaps
- Engage in race-conscious and equity-minded practices that promote an inclusive and affirming campus environment
- Increase holistic support services for our most vulnerable students

Dr. Munoz formed an advisory group with representation throughout the College. The following recommendations, developed through that collaborative process were presented to the Board January 2022.

\$5 million	LBCC Foundation	<ul style="list-style-type: none"> • \$2 million – Long Beach College Promise • \$3 million – Scholarships to support the most vulnerable students
\$5 million	Strategic Investments in next 5 years	<ul style="list-style-type: none"> • \$3 million – Equity Innovation Grants • \$2 million – Institutional Priorities
\$20 million	Endow/Invest	<ul style="list-style-type: none"> • Grow the corpus • Investment earnings to advance the funding priorities for many years to come

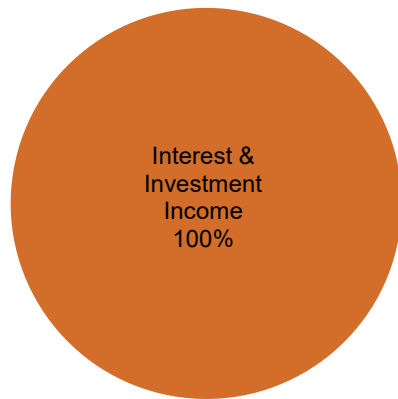
Long Beach Community College District
2024-2025 Tentative Budget

Equity Award Fund

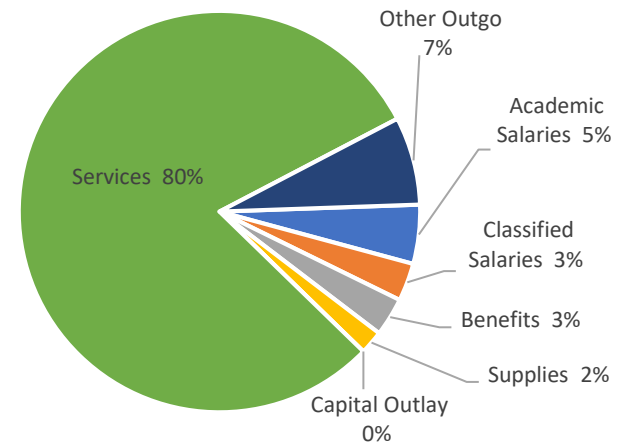
In the spring of 2024, the Board approved the transfer of the \$20 million endowment investment to the LBCC Foundation. These funds will be in the custody of the Foundation and will be managed by their investment manager, but will remain the property of the District.

The pie charts below present a graphic picture of the Equity Award Sub-Fund budgeted revenues and expenditures broken out by the major account groups.

Tentative Budget 2024-25
Revenue by Major Object Groups



Tentative Budget 2024-25
Expenditures by Major Object Groups



**Long Beach Community College District
2024-2025 Tentative Budget
Equity Award Fund**

	ADOPTED	ESTIMATED	TENTATIVE	CHANGE	
	BUDGET	ACTUAL	BUDGET	AMOUNT	PERCENT
	2023-2024	2023-2024	2024-2025		
BEGINNING BALANCE	\$ 25,653,819	25,653,819	\$ 26,140,962	\$ 487,143	2%
REVENUE					
Local Revenue					
Interest	\$ 484,000	\$ 1,245,221	\$ 169,052	\$ (1,076,169)	-86%
Investment Income for Quasi Endowment	0	0	600,000	600,000	na
TOTAL REVENUE	\$ 484,000	\$ 1,245,221	\$ 769,052	\$ (476,169)	-38%
EXPENDITURES					
ACADEMIC SALARIES					
Academic Instructional Salaries	\$ 0	\$ 84,785	\$ 101,537	\$ 16,752	20%
Department Head/Coordinator Salaries	91,704	45,108	47,328	2,220	5%
Academic Hourly Instructional Salaries	0	1,700	1,500	(200)	-12%
Academic Hourly Non-Instructional Salaries	25,000	3,000	50,500	47,500	1583%
TOTAL ACADEMIC SALARIES	\$ 116,704	\$ 134,593	\$ 200,865	\$ 66,272	49%
CLASSIFIED SALARIES					
Classified Non-Instructional Salaries	\$ 0	\$ 25,213	\$ 86,008	\$ 60,795	241%
Classified Hourly Non-Instructional Salaries	41,533	42,896	43,223	327	1%
Classified Hourly Instructional Salaries	7,900	0	0	0	na
TOTAL CLASSIFIED SALARIES	\$ 49,433	\$ 68,109	\$ 129,231	\$ 61,122	90%
BENEFITS	\$ 51,365	\$ 76,249	\$ 131,132	\$ 54,883	72%
SUPPLIES AND MATERIALS					
Instructional Supplies	\$ 12,063	\$ 4,000	\$ 5,392	\$ 1,392	35%
Fuel	515	0	815	815	na
Hospitality	16,301	23,624	19,691	(3,933)	-17%
Other Supplies	40,695	5,777	54,732	48,955	847%
TOTAL SUPPLIES AND MATERIALS	\$ 69,574	\$ 33,401	\$ 80,630	\$ 47,229	141%

**Long Beach Community College District
2024-2025 Tentative Budget
Equity Award Fund**

	ADOPTED BUDGET 2023-2024	ESTIMATED ACTUAL 2023-2024	TENTATIVE BUDGET 2024-2025	CHANGE AMOUNT	PERCENT
CONTRACT SERVICES AND OPERATING EXPENSES					
Professional Services	\$ 446,852	\$ 324,220	\$ 518,407	\$ 194,187	60%
Travel and Conferences	33,047	30,741	6,500	(24,241)	-79%
Staff Development	5,000	465	0	(465)	-100%
Dues and Memberships	0	150	150	0	0%
Fingerprinting	2,000	965	2,000	1,035	107%
Other Services and Expenses	3,955,207	3,160	2,854,657	2,851,497	90237%
TOTAL CONTRACT SERVICES AND OPERATING EXPENSES	\$ 4,442,106	\$ 359,701	\$ 3,381,714	\$ 3,022,013	840%
OTHER OUTGO					
Payments to Students	\$ 202,000	\$ 86,025	\$ 300,000	\$ 213,975	249%
TOTAL EXPENDITURES & OTHER OUTGO	\$ 4,931,182	\$ 758,078	\$ 4,223,572	\$ 3,465,494	457%
OPERATING SURPLUS/(DEFICIT)	\$ (4,447,182)	\$ 487,143	\$ (3,454,520)	\$ (3,941,663)	-809%
Plus Beginning Balance	25,653,819	25,653,819	26,140,962	487,143	2%
ENDING BALANCE	\$ 21,206,637	\$ 26,140,962	\$ 22,686,442	\$ (3,454,520)	-13%
FUND BALANCE CLASSIFICATIONS					
Assigned Reserve	\$ 21,206,637	\$ 26,140,962	\$ 22,686,442	\$ (3,454,520)	-13%

**Long Beach Community College District
2024-2025 Tentative Budget**

**Event & Filming Services Fund
(formerly Veterans Stadium Operations Fund)**

This Special Revenue Fund is intended to be self-supporting. Revenues are derived from the rental of Veterans Stadium to high schools, community groups, antique and auto markets, vehicle sales, commercial filming, and miscellaneous events.

Event & Filming Services Fund

The transition from the Veterans Stadium Operations Fund to the new fund and boarder purpose began January 1, 2023. The new fund name and expanded operations fully took effect as of July 1, 2023. The new fund includes the revenues noted above and is broken into four major categories:

- Veterans Stadium
- Athletics/KLAC (Kinesiology Labs and Aquatics Center)
- Other Facility Rentals (Filming)
- Summer Recreation

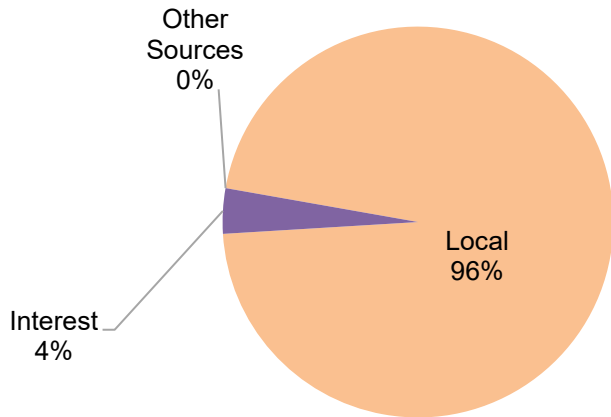
The fund will continue to be self-supporting. In addition to the revenues noted above, income from athletics facilities and the new KLAC rentals, other campus facilities rentals and summer recreation activity will be recorded in this fund.

Long Beach Community College District
2024-2025 Tentative Budget

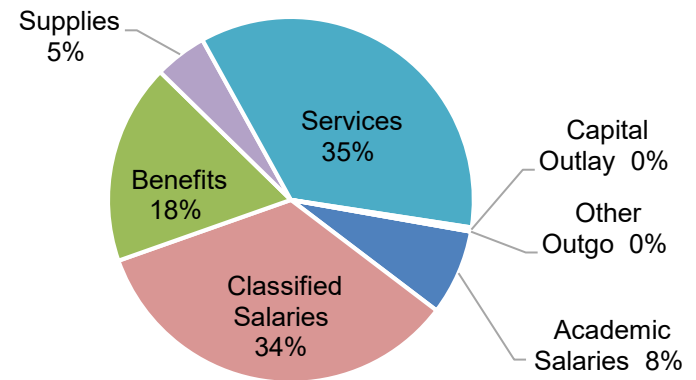
Event & Filming Services Fund
(formerly Veterans Stadium Operations Fund)

The pie charts below present a graphic picture of the Event & Filming Services Fund budgeted revenues and expenditures broken out by the major account groups. As shown in the revenue chart below, the majority of the revenue in this fund is from local sources.

Tentative Budget 2024-25
Revenue by Major Object Groups



Tentative Budget 2024-25
Expenditures by Major Object Groups



**Long Beach Community College District
2024-2025 Tentative Budget
Event and Filming Services Fund**

	ADOPTED	ESTIMATED	TENTATIVE	CHANGE	
	BUDGET	ACTUAL	BUDGET	AMOUNT	PERCENT
	2023-2024	2023-2024	2024-2025		
BEGINNING BALANCE	<u>\$ 1,504,134</u>	<u>\$ 1,504,134</u>	<u>\$ 1,164,824</u>	<u>\$ (339,310)</u>	<u>-23%</u>
REVENUES					
Local Revenue					
Concessions	\$ 0	\$ 10,500	\$ 0	\$ (10,500)	-100%
Custodial Services	135,000	20,000	18,100	(1,900)	-10%
Facility Rentals	1,700,000	1,500,000	1,470,523	(29,477)	-2%
Interest	20,000	76,484	65,398	(11,086)	-14%
Media Services	1,000	853	853	0	0%
Other Income	25,000	1,875	1,550	(325)	-17%
Parking	360,000	29,445	29,445	0	0%
Summer Recreation	120,000	115,124	120,000	4,876	4%
Vendor Services	55,000	43,000	41,452	(1,548)	-4%
TOTAL REVENUE	<u>\$ 2,416,000</u>	<u>\$ 1,797,281</u>	<u>\$ 1,747,321</u>	<u>\$ (49,960)</u>	<u>-3%</u>
EXPENDITURES					
ACADEMIC SALARIES					
Academic Administrator Salaries	\$ 168,176	\$ 181,627	\$ 170,978	\$ (10,649)	-6%
CLASSIFIED SALARIES					
Classified Manager/Supervisor Salaries	\$ 117,721	\$ 115,853	\$ 117,721	\$ 1,868	2%
Classified Non-Instructional Salaries	581,644	364,874	397,493	32,619	9%
Classified Hourly Non-Instructional Salaries	341,283	246,122	260,000	13,878	6%
TOTAL CLASSIFIED SALARIES	<u>\$ 1,040,648</u>	<u>\$ 726,849</u>	<u>\$ 775,214</u>	<u>\$ 48,365</u>	<u>7%</u>
BENEFITS	\$ 504,915	\$ 376,842	\$ 400,946	\$ 24,104	6%

**Long Beach Community College District
2024-2025 Tentative Budget
Event and Filming Services Fund**

	ADOPTED BUDGET 2023-2024	ESTIMATED ACTUAL 2023-2024	TENTATIVE BUDGET 2024-2025	CHANGE AMOUNT	PERCENT
SUPPLIES AND MATERIALS					
Fuel	\$ 5,000	\$ 1,100	\$ 2,000	\$ 900	82%
Hospitality	800	0	1,000	1,000	na
Other Supplies	111,815	51,220	101,800	50,580	99%
TOTAL SUPPLIES AND MATERIALS	\$ 117,615	\$ 52,320	\$ 104,800	\$ 52,480	100%
CONTRACT SERVICES AND OPERATING EXPENSES					
Professional Services	\$ 101,800	\$ 210,000	\$ 301,800	\$ 91,800	44%
Travel and Conferences	4,550	4,500	4,550	50	1%
Utilities	372,000	374,313	313,777	(60,536)	-16%
Rents, Building Repair Maintenance and Equipment Repair	130,000	195,781	175,000	(20,781)	-11%
Fingerprinting	1,035	1,440	1,500	60	4%
Postage	1,100	1	1,100	1,099	109900%
Credit Card Fees	150	3,387	2,950	(437)	-13%
Online Software Licensing	11,350	0	1,350	1,350	na
Other Services and Expenses	10,000	0	0	0	na
TOTAL CONTRACT SERVICES AND OPERATING EXPENSES	\$ 631,985	\$ 789,422	\$ 802,027	\$ 12,605	2%
CAPITAL OUTLAY					
Equipment	\$ 50,000	\$ 9,531	\$ 8,300	\$ (1,231)	-13%
TOTAL EXPENDITURES	\$ 2,513,339	\$ 2,136,591	\$ 2,262,265	\$ 125,674	6%
OPERATING SURPLUS/(DEFICIT)	\$ (97,339)	\$ (339,310)	\$ (514,944)	\$ (175,634)	-52%
Plus Beginning Balance	1,504,134	1,504,134	1,164,824	(339,310)	-23%
ENDING BALANCE	\$ 1,406,795	\$ 1,164,824	\$ 649,880	\$ (514,944)	-44%

**Long Beach Community College District
2024-2025 Tentative Budget
Event and Filming Services Fund**

FUND BALANCE CLASSIFICATIONS	ADOPTED BUDGET	ESTIMATED ACTUAL	TENTATIVE BUDGET	CHANGE	
	<u>2023-2024</u>	<u>2023-2024</u>	<u>2024-2025</u>	<u>AMOUNT</u>	<u>PERCENT</u>
Committed Reserves					
Committed for Stadium Operations	\$ 973,787	\$ 753,732	\$ 251,129	\$ (502,603)	-67%
Committed for Athletics & KLAC	272,119	178,482	87	(178,395)	-100%
Committed for Other Facility Rentals	133,776	189,223	327,937	138,714	73%
Committed for Summer Recreation	27,113	43,387	70,727	27,340	63%
TOTAL FUND BALANCE	\$ 1,406,795	\$ 1,164,824	\$ 649,880	\$ (514,944)	-44%

**Long Beach Community College District
2024-2025 Tentative Budget**

General Obligation Bond Funds

2008 Measure E General Obligation Bonds

A total of \$440 million was authorized under 2008 Measure E in February 2008 by the voters. The first \$48.4 million of the 2008 Measure E General Obligation Bonds (Series A) were sold in July 2008. Bond Anticipation Notes (BAN) totaling \$150 million were issued in January 2010. The BAN was repaid as scheduled in January 2013. On December 12, 2012, \$237 million in 2008 Election, 2012 Series B bonds were issued. \$150 million of the proceeds were used to pay the BAN principal. The remaining proceeds paid for BAN interest and bond construction projects.

On February 25, 2014, \$11,825,000 in 2008 Election, 2014 Series C refunding bonds (federally taxable) were issued. These bonds were used for a partial advance refunding of the 2008 Election, 2008 Series A bonds. This refunding saves District taxpayers approximately \$2.3 million in future property taxes (\$0.8 million net present value – NPV).

On August 28, 2014, \$43,200,000 in 2002 Election, 2014 Series E refunding bonds were issued. These bonds were used for an advance refunding of a portion of the outstanding 2002 Election, 2007 Series D bonds. This refunding saves District taxpayers approximately \$3.1 million in future property taxes (\$2.3 million NPV).

On June 9, 2015, \$32,545,000 in 2015 Series F refunding bonds were issued. The bonds were used to effect the current refunding of a portion of the 2005 Series B bonds and the advanced refunding of a portion of the 2008 Series A bonds. This refunding saves District taxpayers approximately \$4.6 million in future property taxes (\$3.7 million NPV).

On September 7, 2016, \$3.2 million in federally taxable, 2016 Series D general obligation bonds were sold to continue to fund the construction projects.

**Long Beach Community College District
2024-2025 Tentative Budget**

General Obligation Bond Funds

On December 14, 2017, \$83,490,000 in 2008 Election, 2017 Series G refunding bonds were issued. These bonds were used for an advance refunding of a portion of the outstanding 2008 Election, 2012 Series B bonds. This refunding saves District taxpayers approximately \$38.4 million in future property taxes (\$21.4 million NPV).

On October 8, 2019, \$67,415,000 in 2019 Series H Refunding Bonds (Federally Taxable) were issued. The net proceeds of the Series H Bonds are being used for the advance refunding of a portion of the 2002 Election Series A and the advance refunding of a portion of the 2008 Election, 2012 Series B bonds. This refunding saves District taxpayers \$23.1 million in future property taxes (\$8.7 million NPV).

On March 25, 2021, \$84,615,000 in 2021 Series I Refunding Bonds (Federally Taxable) were issued. The net proceeds of the Series I Bonds are being used for the advance refunding of a portion of four outstanding issuances – 2002 Election, 2012 Series A; 2008 Election, 2008 Series B; 2002 Election, 2014 Series E; and 2002 & 2008 Election, 2015 Series F Bonds. This refunding saves District taxpayers \$4.9 million in future property taxes (\$4.2 million NPV).

2016 Measure LB General Obligation Bonds

A total of \$850 million was authorized under 2016 Measure LB in June 2016 by the voters. On September 7, 2016, \$81.8 million (\$9.0 million federally taxable, 2016 Series A and \$72.8 million tax exempt, 2016 Series B) General Obligation Bonds were sold to continue to fund construction projects.

On October 8, 2019, \$130,000,000 in 2016 Election, 2019 Series C general obligation bonds were issued to continue to fund construction projects.

On October 27, 2021, \$150,000,000 in 2016 Election, 2021 Series D general obligation bonds were issued to continue to fund construction projects.

**Long Beach Community College District
2024-2025 Tentative Budget**

General Obligation Bond Funds

2008 Measure E and 2016 Measure LB Projects

The projects funded by the 2008 Measure E and the 2016 Measure LB will continue to further the modernization of Long Beach City College in accordance with the LBCC Facilities Master Plan on two campuses, the Pacific Coast Campus and the Liberal Arts Campus. The description below outlines some of the larger projects planned for the fiscal year 2024-25.

Districtwide Projects

Energy Efficiency Measure 2

The Energy Efficiency Measure 2 (EEM-2) projects are the second phase of projects within the Long Beach City College Integrated Energy Master Plan. EEM 2 comprises of four separate projects referenced as EEM 2A, 2B, 2C and 2D. EEM-2A is to retro-commission existing buildings on both campuses to fine tune existing systems in an effort to further reduce energy and water consumption, and will complement the low-cost measures that have already been implemented. EEM-2B consists of solar panel car port structures at both the Liberal Arts Campus and Pacific Coast Campus and will dramatically reduce the purchased energy expenditures at both campuses, thus reducing General Fund expenditures. EEM-2B is currently in the preliminary design and planning stage. EEM-2C consists of the installation of phase change materials (PCM) as an HVAC control strategy, which reduces the energy consumption required to maintain and stabilize the indoor environment. EEM-2D consists of the installation of Electrical Vehicle Charging Stations at both LAC and PCC, to encourage the use of electrical vehicles for commuting faculty, students and staff. EEM-2D has been completed.

**Long Beach Community College District
2024-2025 Tentative Budget**

General Obligation Bond Funds

Door Access Control

This project is to replace the District's current OmniLock keypad system, which is a product that is going to be discontinued in the near future, with a more modern, touchless and fully integrated door access control system. The door access controls will tie into the District's current Genetec Security system, which is the program that controls and monitors the District's video surveillance cameras located throughout the campuses. In addition, the project will provide door access controls at classrooms, offices and in various areas, to provide for a remote door lockdown function as a response to Assembly Bill 211, which calls for, "Locking mechanisms that lock a door from the inside, commonly referred to as classroom security locks, have been developed to quickly lock doors to classrooms, offices, and other rooms from the inside." The project will also provide a mass notification system to accompany the door access security locks. The project will be implemented districtwide, at the Liberal Arts Campus and Pacific Coast Campus including the Child Development Centers at PCC and on Clark Ave. Building projects slated to be constructed new or renovated in the future per the 2041 Master Plan will be implemented during the construction of those buildings and at a later date.

North Long Beach Higher Education Complex and Student Housing

The City of Long Beach is in the process of transferring ownership of a surplus parcel of land in North Long Beach to the District. Working in tandem with the City, the District will develop a 3-story student housing structure in order to increase exposure and accessibility of LBCC services to the local North Long Beach community. Conceptually, the 1st floor will contain two multipurpose rooms and two offices, while the 2nd and 3rd floors will be student housing for about 22-25 beds. This project will utilize the design-build delivery method and Sillman has been selected as the bridging architect to provide the programming and design-build criteria package.

**Long Beach Community College District
2024-2025 Tentative Budget**

General Obligation Bond Funds

Pacific Coast Campus

Construction Trades Phase 1 – Building MM

This project involves a major renovation of the existing 13,288 gross square foot facility, which was constructed in 1957, as well as construction of a new 4,531 gross square foot addition to the building. State funding of nearly \$7 million will be provided to help offset the construction cost of this project. Renovation includes upgrading of the facility including electrical systems, data communication systems, ADA access compliance, HVAC system replacement, lighting, plumbing, and aesthetic improvements. Construction started in Fall 2020 and has experienced several delays. The original contractor was terminated on 9/16/22. The District entered into a takeover agreement with the surety and construction was completed in October 2023. The building is open for classes, however we are still working through some final close-out issues.

Construction Trades Phase II – Building MM

This project includes demolition of the east wing of the MM building and the south wing of the MM building and the construction of 19,383 gross square feet (GSF) with 14,740 assignable square feet (ASF) comprised of 2,000 ASF lecture, 8,800 ASF lab, 2,090 ASF office, and 1,850 of other space to be constructed on the demolition site. The new structures will include program space for Trades and Industrial Technology, Horticulture, Interdisciplinary, Underwater Robotics, and Archeology (Anthropology) courses. State funding of approximately \$16 million will be provided to help offset the construction cost of this project. Construction started in Spring 2023 and is expected to be completed Spring 2025.

**Long Beach Community College District
2024-2025 Tentative Budget**

General Obligation Bond Funds

Liberal Arts Campus

Liberal Arts Classroom Building – Buildings G/H Music Theater/Complex

State funding of \$22 million will be provided to help offset the construction cost of this project. This project will demolish two adjacent buildings, buildings G and H constructed in 1952 and 1980, respectively. Building G is nearly 70 years of age and had some renovations completed in 1993, but continues to struggle to meet both instructional as well as ADA compliance needs. The replacement building will address two critical goals of the College: (1) modernize existing facilities that are of significant age, and (2) improve the efficiency of the heating and electrical systems that are outdated and no longer support the academic needs. The scope will include 37,494 ASF of reconstructed space. This project supports the academic programs of Music, Theatre Arts and Radio/Television. Construction began in July 2023 and classes are expected to be held in the building Spring 2026.

Building E – College Center

The College Center is a two story, 50,276 gross square foot building that was constructed in 1968. The facility houses the campus food service, kitchen, dining area, and offices. The offices house several support programs such as student government offices, veteran's center and international students. Other than a minor cosmetic renovation in 1991, the building is overdue for a major renovation. This project represents a comprehensive effort to update the building program, operational building systems and make interior improvements for more efficient use of the facility.

After completing a feasibility study, it was decided that there is a need to increase the program spaces for the building to better serve the students as a state-of-the-art Student Union as well as to demolish the building and build a new structure that will serve as a 'beacon of light' to draw students to this space for years to come. The new structure will resolve many of the issues in the current existing building, including upgrades to: the

**Long Beach Community College District
2024-2025 Tentative Budget**

General Obligation Bond Funds

electrical distribution, plumbing and fixtures, HVAC system, fire alarm, overhead sprinkler system, lighting, ADA compliance and structural safety. The new building will be approximately 55,000 GSF, three stories, and will house new programs such as additional food service stalls, First Year Experience, Family Center in addition to the programs that were already provided within the existing student center. The project is currently in the design phase and construction documents are being reviewed by DSA.

Stadium and Athletic Sports Complex

Veterans Stadium, which was constructed in 1949, requires major renovation or reconstruction to address issues related to ADA access, water intrusion and structural upgrading of the facility to meet Division of State Architect (DSA) seismic requirement. In addition, the District has re-prioritized the projects to be funded by the bond and is creating a new comprehensive athletic training center, which will replace the Stadium and Buildings Q and R, the primary and secondary gyms on campus. This project and the surrounding site development will be a continuation of the newly built Kinesiology Labs and Aquatic Center resulting in a complete, comprehensive Athletic Facility. This approach will be more cost effective and allow the facilities to utilize shared common spaces, such as lockers, showers, laundry, training and team meeting rooms. The District will utilize the progressive design-build delivery method for this project. PBK was selected as the bridging architect to develop the design criteria for this project. The RFP process is underway and we will be selecting the design build team very soon.

Long Beach Community College District
2024-2025 Tentative Budget

General Obligation Bond Funds

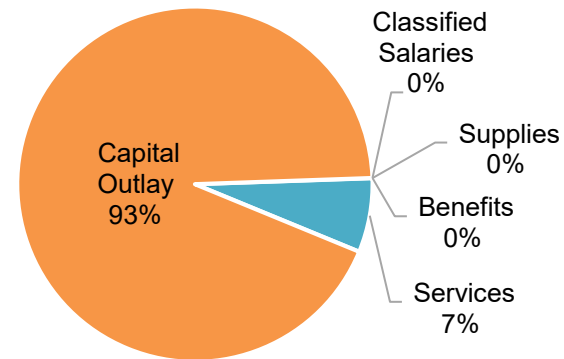
2008 Measure E

The pie charts below present a graphic picture of the 2008 Measure E General Obligation Bond Fund (Fund #46) budgeted revenues and expenditures broken out by the major account groups. As shown in the revenue chart below, all of the revenue in this fund is from local sources. Bond fund budgets include plans for their entire remaining approved funds. Measure LB funds are currently being used for ongoing construction projects. So, we do not expect activity in the Measure E fund for several years.

Tentative Budget 2024-25
Revenue by Major Object Groups



Tentative Budget 2024-25
Expenditures by Major Object Groups



**Long Beach Community College District
2024-2025 Tentative Budget
General Obligation Bond Fund
2008 Measure E**

	ADOPTED	ESTIMATED	TENTATIVE	CHANGE	
	BUDGET 2023-2024	ACTUAL 2023-2024	BUDGET 2024-2025	AMOUNT	PERCENT
BEGINNING BALANCE	\$ 136	\$ 136	\$ 141	\$ 5	4%
REVENUE					
Bond Proceeds	\$ 151,412,324	\$ 0	\$ 151,412,324	\$ 151,412,324	na
Interest	0	5	0	(5)	-100%
TOTAL REVENUE	\$ 151,412,324	\$ 5	\$ 151,412,324	\$ 151,412,319	>1000%
EXPENDITURES					
SUPPLIES AND MATERIALS					
Supplies and Materials	\$ 27,635	\$ 0	\$ 27,635	\$ 27,635	na
CONTRACT SERVICES AND OPERATING EXPENSES					
Professional Services	\$ 8,129,916	\$ 0	\$ 8,129,916	\$ 8,129,916	na
Insurance	616,492	0	616,492	616,492	na
Rents, Building Repair, Maintenance and Equipment Repair	35,192	0	35,192	35,192	na
Legal	187,898	0	187,898	187,898	na
Postage	1,773	0	1,773	1,773	na
Online Software Licensing	9,599	0	9,599	9,599	na
Other Services and Expenses	260,802	0	260,802	260,802	na
TOTAL CONTRACT SERVICES AND OPERATING EXPENSES	\$ 9,241,672	\$ 0	\$ 9,241,672	\$ 9,241,672	na

**Long Beach Community College District
2024-2025 Tentative Budget
General Obligation Bond Fund
2008 Measure E**

	ADOPTED BUDGET 2023-2024	ESTIMATED ACTUAL 2023-2024	TENTATIVE BUDGET 2024-2025	CHANGE	
				AMOUNT	PERCENT
CAPITAL OUTLAY					
Site Improvements	\$ 3,135,344	\$ 0	\$ 3,135,344	\$ 3,135,344	na
Construction and Additions	94,955,778	0	94,955,778	94,955,778	na
Equipment	29,610,706	0	29,610,706	29,610,706	na
TOTAL CAPITAL OUTLAY	\$ 127,701,828	\$ 0	\$ 127,701,828	\$ 127,701,828	na
TOTAL EXPENDITURES	\$ 136,971,135	\$ 0	\$ 136,971,135	\$ 136,971,135	na
OPERATING SURPLUS/(DEFICIT)	\$ 14,441,189	\$ 5	\$ 14,441,189	\$ 14,441,184	>1000%
Plus Beginning Balance	136	136	141	5	4%
ENDING BALANCE	\$ 14,441,325	\$ 141	\$ 14,441,330	\$ 14,441,189	>1000%
FUND BALANCE CLASSIFICATIONS					
Restricted Reserve					
Reserve for Contingencies	\$ 14,441,325	\$ 141	\$ 14,441,330	\$ 14,441,189	>1000%

Long Beach Community College District
2024-2025 Tentative Budget

General Obligation Bond Funds

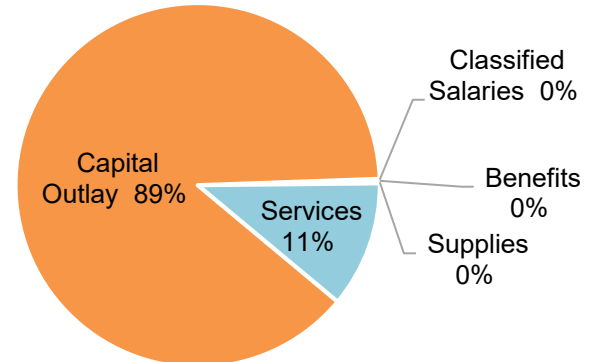
2016 Measure LB

The pie charts below present a graphic picture of the 2016 Measure LB General Obligation Bond Fund (Fund #47) budgeted revenues and expenditures broken out by the major account groups. As shown in the revenue chart below, all of the revenue in this fund is from local sources.

Tentative Budget 2024-25
Revenue by Major Object Groups



Tentative Budget 2024-25
Expenditures by Major Object Groups



**Long Beach Community College District
2024-2025 Tentative Budget
General Obligation Bond Fund
2016 Measure LB**

	ADOPTED	ESTIMATED	TENTATIVE	CHANGE	
	BUDGET 2023-2024	ACTUAL 2023-2024	BUDGET 2024-2025	AMOUNT	PERCENT
BEGINNING BALANCE	\$ <u>115,105,347</u>	\$ <u>115,105,347</u>	\$ <u>91,155,158</u>	\$ <u>(23,950,189)</u>	<u>-21%</u>
REVENUE					
Bond Proceeds	\$ 488,210,000	\$ 0	\$ 488,210,000	\$ 488,210,000	na
Interest	1,992,000	5,220,213	2,001,620	(3,218,593)	-62%
TOTAL REVENUE	\$ <u>490,202,000</u>	\$ <u>5,220,213</u>	\$ <u>490,211,620</u>	\$ <u>484,991,407</u>	<u>9291%</u>
EXPENDITURES					
CLASSIFIED SALARIES					
Classified Manager/Supervisor Salaries	\$ 406,796	\$ 317,615	\$ 658,025	\$ 340,410	107%
Classified Non-Instructional Salaries	77,418	74,811	94,421	19,610	26%
Classified Hourly Non-Instructional Salaries	22,392	9,632	0	(9,632)	-100%
TOTAL CLASSIFIED SALARIES	\$ <u>506,606</u>	\$ <u>402,058</u>	\$ <u>752,446</u>	\$ <u>350,388</u>	<u>87%</u>
BENEFITS	\$ 273,848	\$ 220,992	\$ 436,418	\$ 215,426	97%
SUPPLIES AND MATERIALS					
Instructional Supplies	\$ 7,645	\$ 0	\$ 7,645	\$ 7,645	na
Supplies and Materials	1,073,325	45,872	1,039,315	993,443	2166%
TOTAL SUPPLIES AND MATERIALS	\$ <u>1,080,970</u>	\$ <u>45,872</u>	\$ <u>1,046,960</u>	\$ <u>1,001,088</u>	<u>2182%</u>

**Long Beach Community College District
2024-2025 Tentative Budget
General Obligation Bond Fund
2016 Measure LB**

	ADOPTED BUDGET		ESTIMATED ACTUAL		TENTATIVE BUDGET		CHANGE	
	2023-2024	2023-2024	2023-2024	2023-2024	2024-2025	2024-2025	AMOUNT	PERCENT
CONTRACT SERVICES AND OPERATING EXPENSES								
Professional Services	\$ 47,472,331	\$ 6,682,732	\$ 40,801,563	\$ 34,118,831				511%
Insurance	17,941,420	1,943,895	15,997,526	14,053,631				723%
Rents, Building Repair, Maintenance and Equipment Repair	2,438,130	162,029	2,276,100	2,114,071				1305%
Legal	1,405,054	67,265	1,337,789	1,270,524				1889%
Postage	9,839	9	9,830	9,821				109122%
Online Software Licensing	1,039,685	124,368	915,318	790,950				636%
Other Services and Expenses	3,608,345	0	2,551,804	2,551,804				na
TOTAL CONTRACT SERVICES AND OPERATING EXPENSES	\$ 73,914,804	\$ 8,980,298	\$ 63,889,930	\$ 54,909,632				611%
CAPITAL OUTLAY								
Site Improvements	\$ 16,032,074	\$ 74,008	\$ 16,029,766	\$ 15,955,758				21560%
Construction and Additions	445,095,631	11,865,799	433,159,386	421,293,587				3550%
Equipment	61,736,564	7,581,375	54,155,189	46,573,814				614%
TOTAL CAPITAL OUTLAY	\$ 522,864,269	\$ 19,521,182	\$ 503,344,341	\$ 483,823,159				2478%
TOTAL EXPENDITURES	\$ 598,640,497	\$ 29,170,402	\$ 569,470,095	\$ 540,299,693				1852%
OPERATING SURPLUS/(DEFICIT)	\$ (108,438,497)	\$ (23,950,189)	\$ (79,258,475)	\$ (55,308,286)				-231%
Plus Beginning Balance	115,105,347	115,105,347	91,155,158	(23,950,189)				-21%
ENDING BALANCE	\$ 6,666,850	\$ 91,155,158	\$ 11,896,683	\$ (79,258,475)				-87%
FUND BALANCE CLASSIFICATIONS								
Restricted Reserve								
Reserve for Contingencies	\$ 6,666,850	\$ 91,155,158	\$ 11,896,683	\$ (79,258,475)				-87%

**Long Beach Community College District
2024-2025 Tentative Budget**

Retiree Health Fund

Retiree current health benefit costs and liabilities for future costs are budgeted and recorded in the Retiree Health Fund. Retiree health benefits are often referred to as Other Post-Employment Benefits (OPEB). As of our most recent actuarial study dated June 30, 2023, the total actuarially determined liability (Total OPEB Liability – TOL) for current and future retirees is \$39,002,050. Due to the implementation of GASB 74/75, the Annual Required Contribution (ARC) is no longer part of the actuarial study. For budgeting purposes, our actuary has provided a calculation of the Actuarially determined ARC, which is \$4,343,415 or 4.18% of covered payroll.

Per the Chancellor's Office accounting advisory dated June 14, 2010, categorical programs can only be charged OPEB (Other Post-Employment Benefits) costs for current eligible employees. Therefore, only 2.29% of the 4.18% is applicable to all eligible employees. The Unrestricted General Fund will transfer any additional funds needed to reach our ARC amount of \$4,343,415 into the Retiree Health Fund.

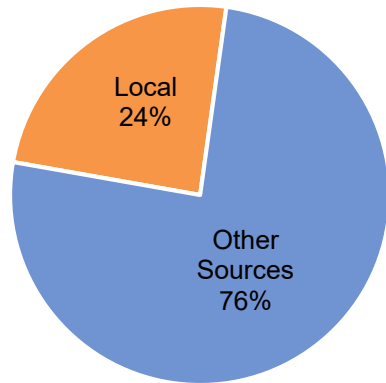
On January 24, 2006, the Board of Trustees authorized participation in the Futuris Program, which provides professional investment management services for the irrevocable trust portion of the Retiree Health Fund. Our contribution for the ARC normal costs related to 2022-23 federally funded salaries is \$154,454 which was deposited into the irrevocable trust in September 2023.

The ARC amount noted above is a minor change from the prior actuarial study. Several factors impact the ARC valuation, including: 1) changes in the number of participants, 2) effects of regulation changes, 3) changes in health insurance premiums, and 4) changes in the investment in the irrevocable trust. With the implementation of GASB 68 & 71 for pension liabilities in 2014-15 and the implementation of GASB 74 and 75 for retiree health liabilities, actuaries are compelled to use similar assumptions and methodologies to those used by STRS and PERS actuaries. Increases in health insurance premiums impact the ARC. Increases to assets in the irrevocable trust decreases the overall liability and the ARC. We implemented GASB 74 and 75 for the 2016-17 fiscal year, which requires presenting full unfunded OPEB liabilities on our audited financial statements. As of April 30, 2024, the market value of the investment in the irrevocable trust was \$10,519,533.

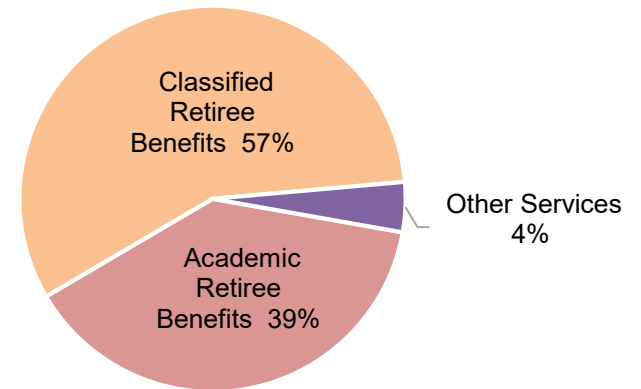
**Long Beach Community College District
2024-2025 Tentative Budget**

The pie charts below present a graphic picture of the Retiree Health Sub-Fund budgeted revenues and expenditures broken out by the major account groups.

Tentative Budget 2024-25
Revenue by Major Object Groups



Tentative Budget 2024-25
Expenditures by Major Object Groups



**Long Beach Community College District
2024-2025 Tentative Budget
Retiree Health Fund**

	ADOPTED	ESTIMATED	TENTATIVE	CHANGE	
	BUDGET	ACTUAL	BUDGET	AMOUNT	PERCENT
	2023-2024	2023-2024	2024-2025		
BEGINNING BALANCE	\$ 44,641,089	44,641,089	\$ 49,422,646	\$ 4,781,557	11%
REVENUE					
Local Revenue					
Interest	\$ 598,000	\$ 1,648,854	\$ 1,104,582	\$ (544,272)	-33%
Dividend Income	300,000	300,000	300,000	0	0%
TOTAL REVENUE	\$ 898,000	\$ 1,948,854	\$ 1,404,582	\$ (544,272)	-28%
OTHER FINANCING SOURCES					
From Composite Benefits Rate	\$ 2,751,191	\$ 2,751,191	\$ 2,378,386	\$ (372,805)	-14%
From Unrestricted General Fund for Unfunded UAAL Contribution	2,258,164	2,258,164	1,965,029	(293,135)	-13%
TOTAL OTHER FINANCING SOURCES	\$ 5,009,355	\$ 5,009,355	\$ 4,343,415	\$ (665,940)	-13%
TOTAL REVENUE AND OTHER FINANCING SOURCES	\$ 5,907,355	\$ 6,958,209	\$ 5,747,997	\$ (1,210,212)	-17%
EXPENDITURES					
Academic Retiree Benefits	\$ 1,032,802	\$ 905,017	\$ 927,932	\$ 22,915	3%
Classified Retiree Benefits	1,494,218	1,181,536	1,364,886	183,350	16%
Other Services and Expenses	100,000	90,099	100,000	9,901	11%
TOTAL EXPENDITURES	\$ 2,627,020	\$ 2,176,652	\$ 2,392,818	\$ 216,166	10%
OPERATING SURPLUS/(DEFICIT)	\$ 3,280,335	\$ 4,781,557	\$ 3,355,179	\$ (1,426,378)	-30%
Plus Beginning Balance	44,641,089	44,641,089	49,422,646	4,781,557	11%
ENDING BALANCE	\$ 47,921,424	\$ 49,422,646	\$ 52,777,825	\$ 3,355,179	7%

**Long Beach Community College District
2024-2025 Tentative Budget
Retiree Health Fund**

FUND BALANCE CLASSIFICATIONS	ADOPTED BUDGET 2023-2024	ESTIMATED ACTUAL 2023-2024	TENTATIVE BUDGET 2024-2025	CHANGE AMOUNT	PERCENT
Restricted Reserve					
Futuris Irrevocable Trust	\$ 10,266,089	\$ 10,266,089	\$ 10,266,089	\$ 0	0%
Committed Reserve					
Actuarial Accrued Liability	<u>37,655,335</u>	<u>39,156,557</u>	<u>42,511,736</u>	<u>3,355,179</u>	<u>9%</u>
TOTAL FUND BALANCE	\$ 47,921,424	\$ 49,422,646	\$ 52,777,825	\$ 3,355,179	7%

**Long Beach Community College District
2024-2025 Tentative Budget**

Self Insurance Fund

Education Code Section 72506(d) authorizes community college districts to establish a separate self insurance fund for the purpose of covering the property and liability claims of the District, its officers, agents, and employees. The District belongs to the Statewide Association of Community Colleges (SWACC) Joint Powers Authority for up to \$1,000,000 comprehensive liability insurance and up to \$250,000 for property insurance coverage. The District belongs to the School's Association for Excess Risk (SAFER) Joint Powers Authority for excess insurance coverage for liability losses in excess of \$1,000,000 up to \$50,000,000, and in excess of \$250,000 up to \$550,250,000 for excess property coverage. These pools have stabilized the cost of insurance coverage in recent years.

Our deductibles (member retained limit) for insurance are as follows:

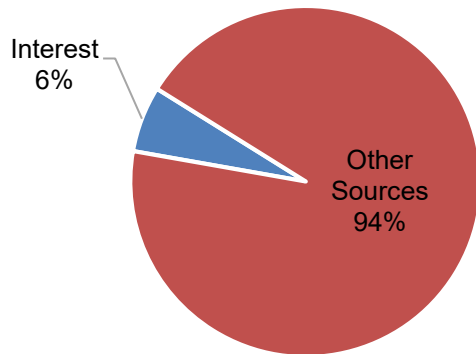
- Liability \$ 10,000
- Property \$ 5,000
- Student Professional Liability \$ 5,000
- Crime \$ 2,500
- Cyber Liability \$150,000
- Equipment Breakdown \$ 5,000

Long Beach Community College District
2024-2025 Tentative Budget

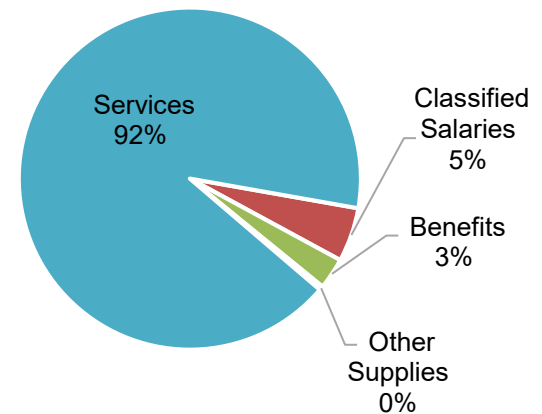
Self Insurance Fund

The pie charts below present a graphic picture of the Self Insurance Fund budgeted revenues and expenditures broken out by the major account groups.

Tentative Budget 2024-25
Revenue by Major Object Groups



Tentative Budget 2024-25
Expenditures by Major Object Groups



**Long Beach Community College District
2024-2025 Tentative Budget
Self Insurance Fund**

	ADOPTED	ESTIMATED	TENTATIVE	CHANGE	
	BUDGET	ACTUAL	BUDGET	AMOUNT	PERCENT
	2023-2024	2023-2024	2024-2025		
BEGINNING BALANCE	\$ 3,622,821	\$ 3,622,821	\$ 3,444,121	\$ (178,700)	-5%
REVENUE					
Interest	\$ 46,000	\$ 110,691	\$ 76,919	\$ (33,772)	-31%
OTHER FINANCING SOURCES					
INTERFUND TRANSFERS IN					
From Unrestricted General Fund	\$ 1,186,000	\$ 1,622,154	\$ 1,186,000	\$ (436,154)	-27%
TOTAL OTHER FINANCING SOURCES	\$ 1,186,000	\$ 1,622,154	\$ 1,186,000	\$ (436,154)	-27%
TOTAL REVENUE AND OTHER FINANCING SOURCES	\$ 1,232,000	\$ 1,732,845	\$ 1,262,919	\$ (469,926)	-27%
EXPENDITURES					
Classified Manager/Supervisor Salaries	\$ 58,775	\$ 58,775	\$ 61,713	\$ 2,938	5%
Classified Non-Instructional Salaries	38,147	38,147	38,555	408	1%
Benefits	54,276	54,276	58,155	3,879	7%
Other Supplies	7,500	732	7,500	6,768	925%
Professional Services	8,500	3,500	8,500	5,000	143%
Travel and Conferences	3,200	0	3,200	3,200	na
Dues and Memberships	150	300	300	0	0%
Insurance Premiums Casualty/Liability	1,372,525	1,641,651	1,372,525	(269,126)	-16%
Miscellaneous Insurance Expense	342,000	112,406	342,000	229,594	204%
Legal Services	47,000	0	47,000	47,000	na
Online Software Licensing	5,000	1,758	5,000	3,242	184%
Other Services and Expenses	11,000	0	11,000	11,000	na
TOTAL EXPENDITURES	\$ 1,948,073	\$ 1,911,545	\$ 1,955,448	\$ 43,903	2%

**Long Beach Community College District
2024-2025 Tentative Budget
Self Insurance Fund**

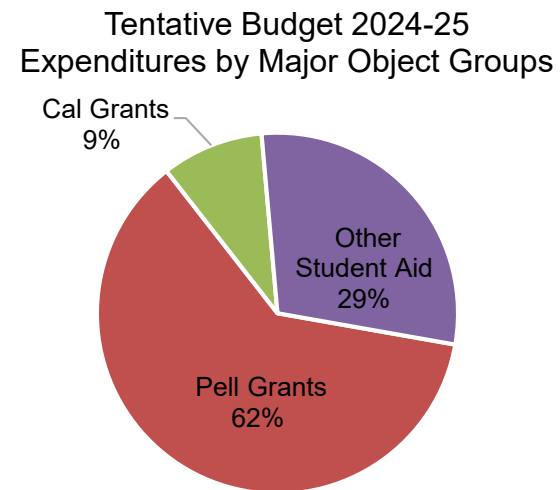
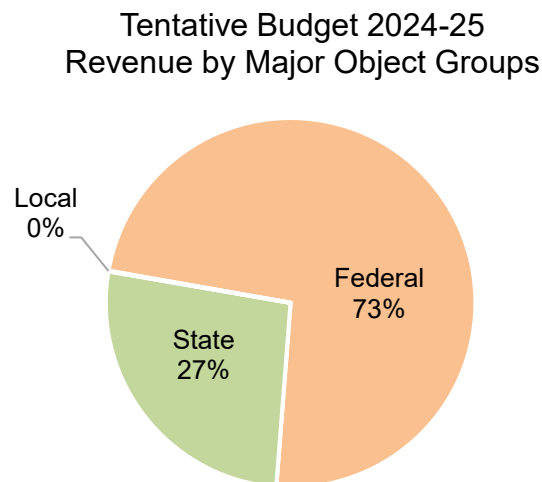
	ADOPTED	ESTIMATED	TENTATIVE	CHANGE	
	BUDGET	ACTUAL	BUDGET	AMOUNT	PERCENT
	2023-2024	2023-2024	2024-2025		
OPERATING SURPLUS/(DEFICIT)	\$ (716,073)	\$ (178,700)	\$ (692,529)	\$ (513,829)	-288%
Plus Beginning Balance	3,622,821	3,622,821	3,444,121	(178,700)	-5%
ENDING BALANCE	<u>\$ 2,906,748</u>	<u>\$ 3,444,121</u>	<u>\$ 2,751,592</u>	<u>\$ (692,529)</u>	<u>-20%</u>
FUND BALANCE CLASSIFICATIONS					
Committed Reserve	\$ 2,906,748	\$ 3,444,121	\$ 2,751,592	\$ (692,529)	-20%

**Long Beach Community College District
2024-2025 Tentative Budget**

Student Financial Aid Fund

Effective July 1, 1984, the District was required to maintain a separate fund for the deposit and direct payment of government-funded Student Financial Aid. Included in the Student Financial Aid Fund are: Extended Opportunity Programs and Services (EOPS); Perkins Loans (formerly NDSL); Federal Supplemental Education Opportunity Grants (FSEOG); Cal Grants; Federal Pell Grants; Cooperative Agencies Resources Education (CARE) program; the W. D. Ford Direct Stafford Loans; and Federal and state funding for student emergency aid in response to the COVID-19 pandemic, including HEERF I, II and III grants.

The pie charts below present a graphic picture of the Student Financial Aid Fund budgeted revenues and expenditures broken out by the major account groups. As shown in the expense chart below, all of the expense in this fund is for student aid.



**Long Beach Community College District
2024-2025 Tentative Budget
Student Financial Aid Fund**

	ADOPTED	ESTIMATED	TENTATIVE	CHANGE	
	BUDGET	ACTUAL	BUDGET	AMOUNT	PERCENT
	2023-2024	2023-2024	2024-2025		
BEGINNING BALANCE	\$ 121,523	\$ 121,523	\$ 121,523	\$ 0	0%
REVENUE					
Federal Revenue					
Americorps National Service Awards	\$ 40,000	\$ 58,497	\$ 50,000	\$ (8,497)	-15%
Emergency Financial Assistance Grant	5,458,027	372,460	2,285,567	1,913,107	514%
Gang Involved Youth Grant	13,911	5,900	8,011	2,111	36%
Pell Grants	39,000,000	43,993,426	44,000,000	6,574	0%
Supplemental Education Opportunity Grants (SEOG)	1,368,563	1,298,500	1,625,065	326,565	25%
W. D. Ford Direct Stafford Loan	4,538,120	4,362,820	4,437,180	74,360	2%
Total Federal Revenue	\$ 50,418,621	\$ 50,091,603	\$ 52,405,823	\$ 2,314,220	5%
State Revenue					
Basic Needs Centers and Staff Support	\$ 100,000	\$ 100,000	\$ 0	\$ (100,000)	-100%
Cal Grants	6,550,000	6,478,840	6,514,620	35,780	1%
California College Promise	39,000	25,528	39,000	13,472	53%
Chafee	500,000	466,625	553,375	86,750	19%
Cooperative Agencies Resources Education (CARE)	138,000	348,000	138,000	(210,000)	-60%
Cooperating Agencies Foster Youth Education Support (CAFYES)	50,000	125,000	50,000	(75,000)	-60%
COVID-19 Recovery Block Grant	2,900,000	113,695	2,786,305	2,672,610	2351%
Disaster Relief Emergency	7,624	0	0	0	na
Emergency Financial Aid Grants Supplemental	808,830	0	424,830	424,830	na
Extended Opportunity Programs and Services	400,677	650,677	400,677	(250,000)	-38%
Homeless and Housing Insecure Pilot	100,000	0	150,000	150,000	na
Restricted Lottery for Student Basic Needs	500,000	0	500,000	500,000	na
Student Equity and Achievement Program	35,000	3,000	35,000	32,000	1067%
Student Food and Housing Support	100,000	17,600	182,400	164,800	936%
Student Success Completion	8,249,777	8,249,777	7,118,726	(1,131,051)	-14%
Total State Revenue	\$ 20,478,908	\$ 16,578,742	\$ 18,892,933	\$ 2,314,191	14%

**Long Beach Community College District
2024-2025 Tentative Budget
Student Financial Aid Fund**

	ADOPTED BUDGET 2023-2024	ESTIMATED ACTUAL 2023-2024	TENTATIVE BUDGET 2024-2025	CHANGE AMOUNT	PERCENT
Local Revenue					
Burton Book Fund	\$ 5,000	\$ 5,000	\$ 5,000	\$ 0	0%
Child Development Consortium	0	15,286	18,838	3,552	23%
Pritzker-Guardian Scholars	1,500	3,000	1,500	(1,500)	-50%
USC Race and Equity Center Takeoff Grant	34,091	0	34,091	34,091	na
Total Local Revenue	<u>\$ 40,591</u>	<u>\$ 23,286</u>	<u>\$ 59,429</u>	<u>\$ 36,143</u>	<u>155%</u>
TOTAL REVENUE	<u>\$ 70,938,120</u>	<u>\$ 66,693,631</u>	<u>\$ 71,358,185</u>	<u>\$ 4,664,554</u>	<u>7%</u>
EXPENDITURES					
Americorps National Service Awards	\$ 40,000	\$ 58,497	\$ 50,000	\$ (8,497)	-15%
Basic Needs Centers and Staff Support	100,000	100,000	0	(100,000)	-100%
Burton Book Fund	5,000	5,000	5,000	0	0%
Cal Grants	6,550,000	6,478,840	6,514,620	35,780	1%
California College Promise	39,000	25,528	39,000	13,472	53%
Chafee	500,000	466,625	553,375	86,750	19%
Child Development Consortium	0	15,286	18,838	3,552	23%
Cooperative Agencies Resources Education (CARE)	138,000	348,000	138,000	(210,000)	-60%
Cooperating Agencies Foster Youth Education Support (CAFYES)	50,000	125,000	50,000	(75,000)	-60%
COVID-19 Recovery Block Grant	2,900,000	113,695	2,786,305	2,672,610	2351%
Disaster Relief Emergency	7,624	0	0	0	na
Emergency Financial Assistance Grant	5,458,027	372,460	2,285,567	1,913,107	514%
Emergency Financial Aid Grants Supplemental	808,830	0	424,830	424,830	na
Extended Opportunity Programs and Services	400,677	650,677	400,677	(250,000)	-38%
Gang Involved Youth Grant	13,911	5,900	8,011	2,111	36%
Homeless and Housing Insecure Pilot	100,000	0	150,000	150,000	na

**Long Beach Community College District
2024-2025 Tentative Budget
Student Financial Aid Fund**

	ADOPTED BUDGET 2023-2024	ESTIMATED ACTUAL 2023-2024	TENTATIVE BUDGET 2024-2025	CHANGE	
				AMOUNT	PERCENT
Pell Grants	\$ 39,000,000	\$ 43,993,426	\$ 44,000,000	\$ 6,574	0%
Pritzker-Guardian Scholars	1,500	3,000	1,500	(1,500)	-50%
Restricted Lottery for Student Basic Needs	500,000	0	500,000	500,000	na
Student Equity and Achievement Program	35,000	3,000	35,000	32,000	1067%
Student Food and Housing Support	100,000	17,600	182,400	164,800	936%
Student Success Completion	8,249,777	8,249,777	7,118,726	(1,131,051)	-14%
Supplemental Education Opportunity Grants (SEOG)	1,368,563	1,298,500	1,625,065	326,565	25%
USC Race and Equity Center Takeoff Grant	34,091	0	34,091	34,091	na
W. D. Ford Direct Stafford Loan	4,538,120	4,362,820	4,437,180	74,360	2%
TOTAL EXPENDITURES	\$ 70,938,120	\$ 66,693,631	\$ 71,358,185	\$ 4,664,554	7%
OPERATING SURPLUS/(DEFICIT)	\$ 0	\$ 0	\$ 0	\$ 0	na
Plus Beginning Balance	121,523	121,523	121,523	0	0%
ENDING BALANCE	\$ 121,523	\$ 121,523	\$ 121,523	\$ 0	0%
FUND BALANCE CLASSIFICATIONS					
Restricted Reserve	\$ 121,523	\$ 121,523	\$ 121,523	\$ 0	0%

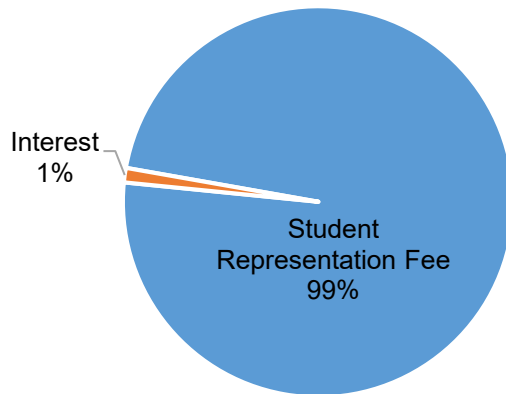
Long Beach Community College District
2024-2025 Tentative Budget

Student Representation Fee Fund

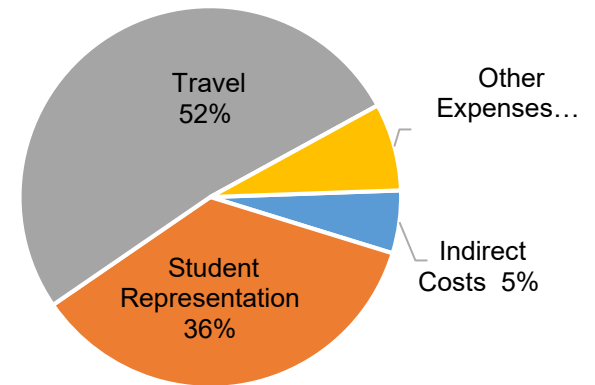
The Student Representation Fee Fund is used to account for moneys collected pursuant to EC §76060.5 that provides for a student representation fee of two dollars per semester. One dollar (\$1) of every two-dollar (\$2) fee collected shall be expended to establish and provide support for governmental affairs representatives of local or statewide student body organizations who may be stating their positions and viewpoints before city, county, and district governments and before offices and agencies of the state government, and support student participatory governance meetings and activities. The remaining dollar will be distributed to the Board of Governors to be expended on the establishment and to support the operations of a statewide community college student organization, recognized by the Board of Governors of the California Community Colleges.

Fees collected pursuant to EC §76060.5 shall be under the custody of the district’s chief fiscal officer and, subject to approval of the governing board, shall be deposited or invested in one or more of the following ways: in an insured bank, state-chartered savings and loan association, credit union, centralized State Treasury system, or other depository or investment as authorized by EC §76063. The funds collected are deposited at Farmers and Merchants Bank in a fully insured account.

Tentative Budget 2024-25
Revenue by Major Object Groups



Tentative Budget 2024-25
Expenditures by Major Object Groups



**Long Beach Community College District
2024-2025 Tentative Budget
Student Representation Fee Fund**

	ADOPTED BUDGET 2023-2024	ESTIMATED ACTUAL 2023-2024	TENTATIVE BUDGET 2024-2025	CHANGE AMOUNT	PERCENT
BEGINNING BALANCE	\$ 122,650	\$ 122,650	\$ 114,740	\$ (7,910)	-6%
REVENUE					
Local Revenue					
Student Representation Fee	\$ 55,000	\$ 58,900	\$ 58,000	\$ (900)	-2%
Interest	750	486	700	214	44%
TOTAL REVENUE	\$ 55,750	\$ 59,386	\$ 58,700	\$ (686)	-1%
EXPENDITURES					
SUPPLIES & MATERIALS					
Fuel	\$ 300	\$ 50	\$ 300	\$ 250	500%
Other Supplies	400	100	400	300	300%
TOTAL SUPPLIES AND MATERIALS	\$ 700	\$ 150	\$ 700	\$ 550	367%
CONTRACT SERVICES AND OPERATING EXPENSES					
Travel and Conferences	\$ 40,000	\$ 42,000	\$ 40,000	\$ (2,000)	-5%
Postage	50	10	50	40	400%
Other Services	5,000	2,500	5,000	2,500	100%
Indirect Costs	3,850	2,935	4,126	1,191	41%
TOTAL CONTRACT SERVICES AND OPERATING EXPENSES	\$ 48,900	\$ 47,445	\$ 49,176	\$ 1,731	4%
OTHER OUTGO					
To Board of Governors	\$ 20,600	\$ 19,701	\$ 27,650	\$ 7,949	40%
TOTAL EXPENDITURES	\$ 70,200	\$ 67,296	\$ 77,526	\$ 10,230	15%

**Long Beach Community College District
2024-2025 Tentative Budget
Student Representation Fee Fund**

	ADOPTED	ESTIMATED	TENTATIVE	CHANGE	
	BUDGET 2023-2024	ACTUAL 2023-2024	BUDGET 2024-2025	AMOUNT	PERCENT
OPERATING SURPLUS/(DEFICIT)	\$ (14,450)	\$ (7,910)	\$ (18,826)	\$ (10,916)	138%
Plus Beginning Balance	122,650	122,650	114,740	(7,910)	-6%
ENDING BALANCE	\$ 108,200	\$ 114,740	\$ 95,914	\$ (18,826)	-16%
FUND BALANCE CLASSIFICATIONS					
Restricted Reserve	\$ 108,200	\$ 114,740	\$ 95,914	\$ (18,826)	-16%