

**OFFICE OF INSTITUTIONAL EFFECTIVENESS****Survey Report**

4901 E Carson Street G-14  
Long Beach, CA 90808  
(562) 938-4736  
FAX (562) 938-4628  
<http://ie.lbcc.edu>

May 5, 2021

**LBCC Reopening Student Survey**

On March 29, 2021, the Office of Institutional Effectiveness administered a survey to gather student voice for returning to in-person learning at Long Beach City College (LBCC) in the Fall 2021 semester. The purpose of the survey was to understand student learning preferences for the Fall semester as well as concerns and challenges students anticipate for a return to campus in order to inform the Reopening Task Force Steering Committee at LBCC.

This survey was sent to all students currently enrolled at LBCC via CANVAS. The survey was open to students for 3 weeks. By April 19, 4456 students had responded. Out of 4456, 4325 students provided a valid ID, which allowed us to disaggregate survey responses by race/ethnicity. All questions were analyzed by race/ethnicity, but in this report, break outs of race/ethnicity were reported only when there was a disproportionate impact. This report contains the results of the 20 questions, which include summarized analysis of open-ended responses.

There was dispersion in student responses. Many students were still not comfortable returning to campus in the Fall 2021 semester (48%) but others students were comfortable (38%). While some students have acclimated to the online learning environment (40%), others would prefer to return to in-person learning (16%) and a close majority preferred a hybrid model of in-person and online learning (44%). Many students were concerned about returning to the campus due to COVID-19 and our Asian students expressed concern for their safety at a disproportionately high rate (63%) than other student groups. Some students said they would feel most comfortable if faculty/staff and students were vaccinated, but other students did not want vaccination to be a requirement. Students said they would prefer to see science labs, performance courses, and arts courses return on campus and for general education lectures and math courses to remain online. Many students wanted student services such as counseling, admissions & records, the financial aid office, the library, tutoring, and mental health services to return in-person.

**Race/ethnicity of survey respondents**

The race and ethnicity of survey respondents were representative of the student population at LBCC. The majority of students were Hispanic, followed by White, Asian, Black/African-American and Other/Unknown. In this report some student groups were combined due to the small number of respondents. Filipino students are merged with Asian and American Indian/Alaska Native, Pacific Islander and students who did not provide their student IDs are combined in the Other/Unknown category in the table below.

<b>Race/Ethnicity</b>	<b>Number</b>	<b>Percent</b>
Asian*	558	13%
Black/African-American	549	12%
Hispanic	2216	50%
Other/Unknown**	273	6%
White	860	19%
<b>Total</b>	<b>4456</b>	<b>100%</b>

\*Includes Filipino

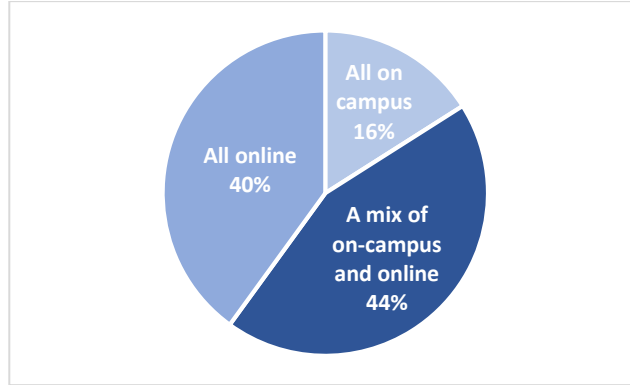
\*\*Includes American Indian/Alaska Native, Pacific Islander and students who did not provide student IDs

**At this time, what is your comfort level for returning to the LBCC campus for the Fall 2021 semester?** (4430 responses)

- There was variability in student comfort level for returning to the LBCC campus for the Fall 2021 semester.
  - 38% of students are somewhat to very comfortable
  - 14% of students are neutral
  - 48% of students are minimally or not at all comfortable
- When disaggregated by race/ethnicity, White students reported the largest percentage for “very comfortable,” while all other student groups reported the largest percentage for “Not at all comfortable.”

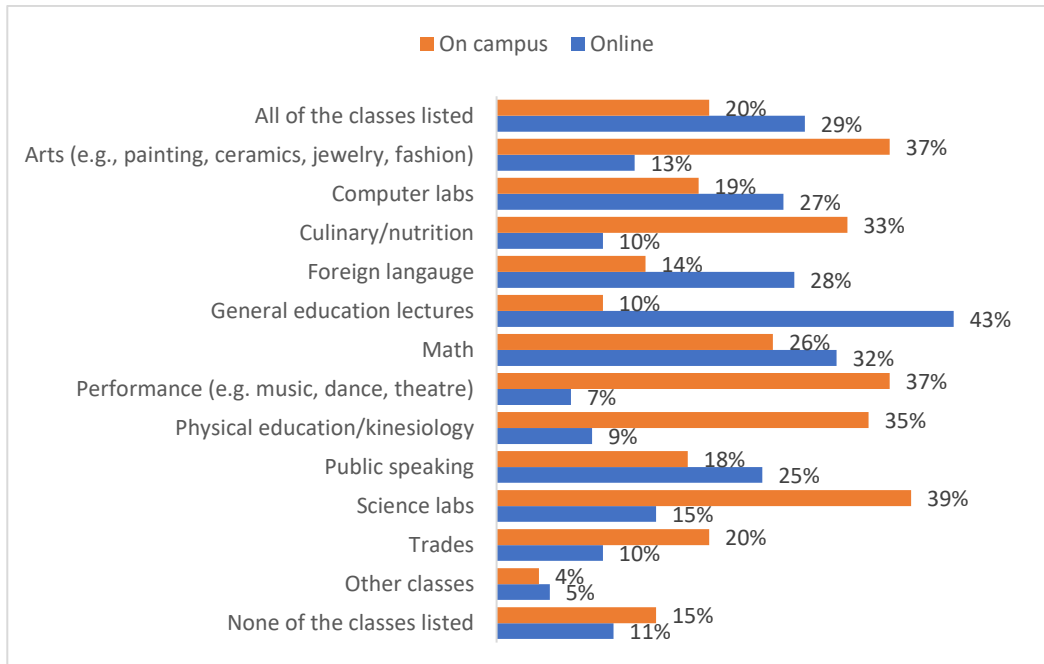
**What is your preferred location for classes for the Fall 2021 semester? (4424 responses)**

- Many students preferred the locations of Fall 2021 courses to be a mix of on-campus and online.
- Few students prefer to be entirely on campus.




**What kind of classes would you prefer to see online/on campus? (4456 and 4403 responses, respectively)**

- The most frequently reported classes students prefer to see online include general education lectures (43%), math (32%), all the classes listed (29%), foreign languages (28%), computer labs (27%), and public speaking classes (25%). In open-ended responses, students listed other courses including English, history, child development, psychology, ESL, nursing and science courses.
- Classes students frequently reported a preference to see on campus include science labs (39%), performance (37%), arts (37%), physical education/kinesiology (35%) and culinary/nutrition (33%). In open-ended responses students also mentioned nursing, English, child development and accounting courses.

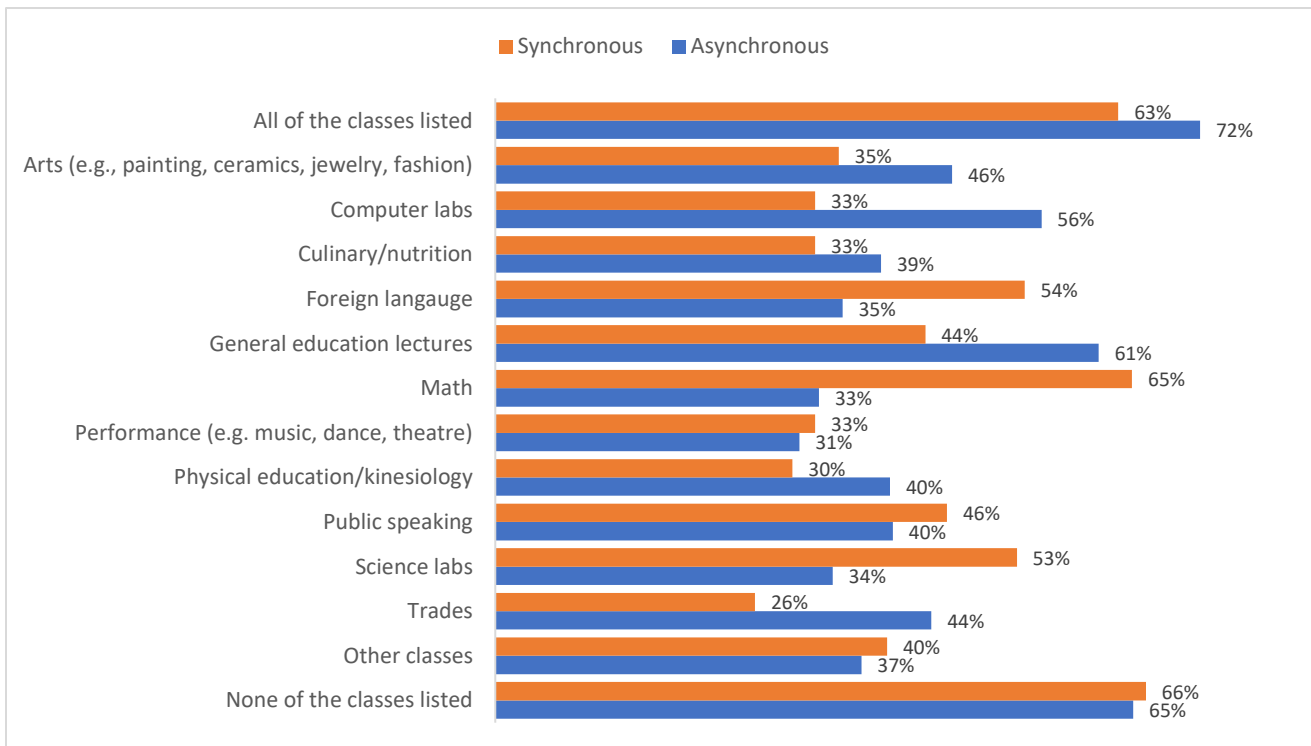


What is your preference for the format of online classes for the Fall 2021 semester? (4456 responses)

- Almost a third of students preferred “either synchronous or asynchronous courses online depending on the course” with another third preferring “asynchronous online courses.”

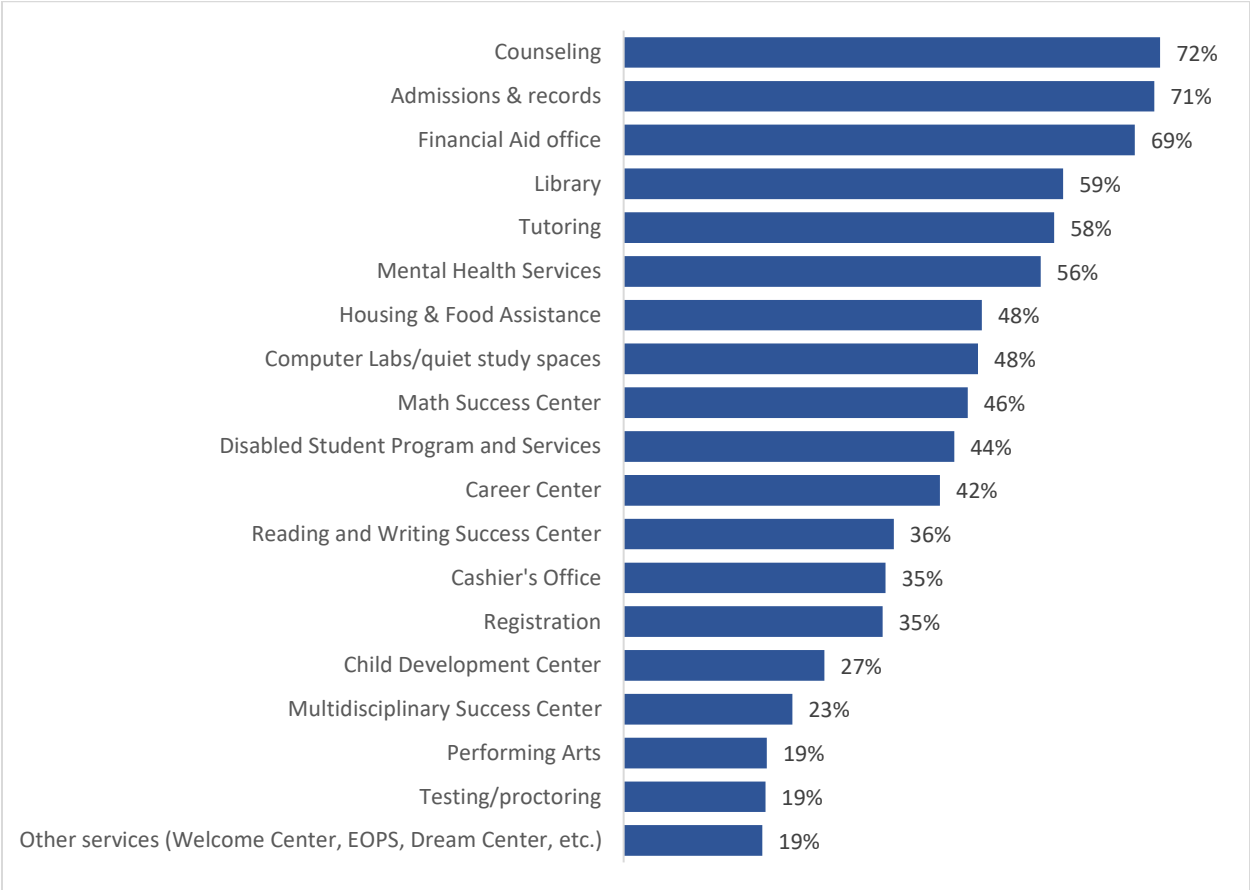


- Students who reported that their preference for the online format was *either synchronous or asynchronous depending on the course* were asked to identify from a list which course types they'd prefer in synchronous or asynchronous formats. (4301 responses)
  - The most frequently reported online classes students preferred in a synchronous format included math (65%), all the classes listed (63%), foreign language (54%), and science labs (53%). In open-ended responses, students reported other courses including English, ESL, communication, nursing, science and computer science.
  - The most frequently reported online classes students preferred in an asynchronous format included all the classes listed (72%), none of the classes listed (65%), general education lectures (61%), computer labs (56%) and art classes (46%). In open-ended responses, students frequently mentioned history, anthropology and child development.



Please select the student services you think LBCC should prioritize opening on campus for the Fall 2021 semester (4365 responses)

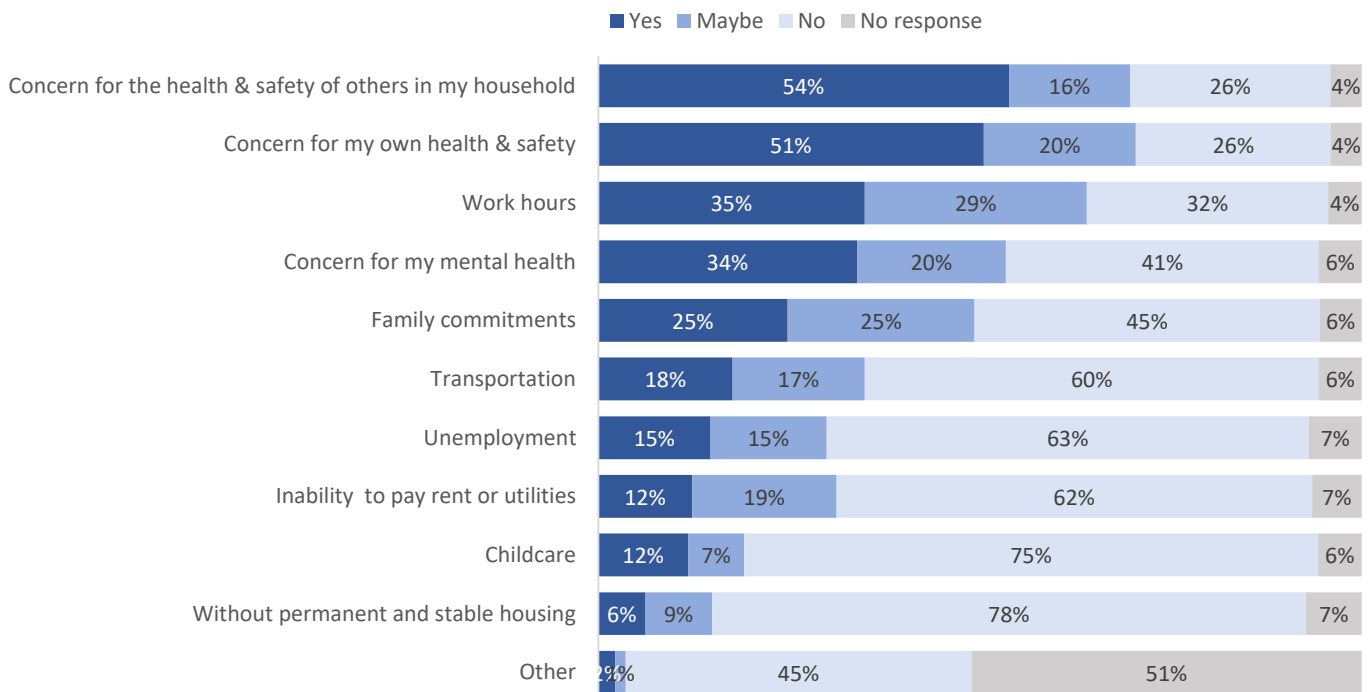
- The majority of students reported that LBCC should prioritize opening Counseling (72%), Admissions and Records (71%), the Financial Aid Office (69%), the Library (59%), Tutoring (58%), and Mental Health Services (56%) on campus for the Fall 2021 semester. Other frequently mentioned student services included Housing and Food Assistance, Computer Labs/quiet spaces, the Math Success Center, and the Disabled Student Program and Services.



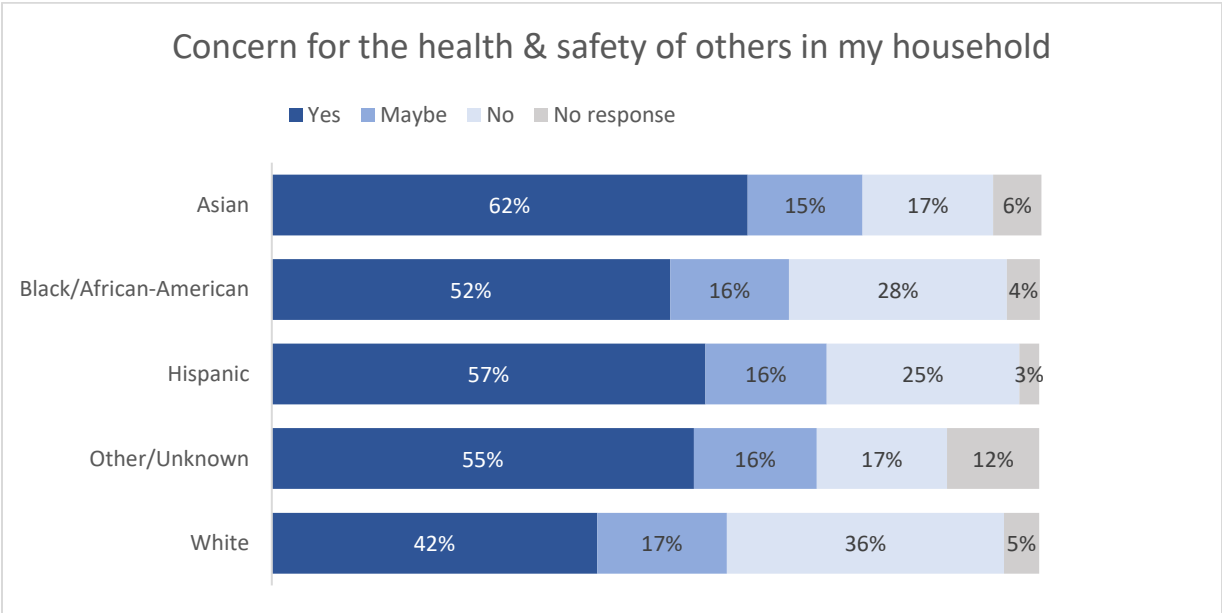
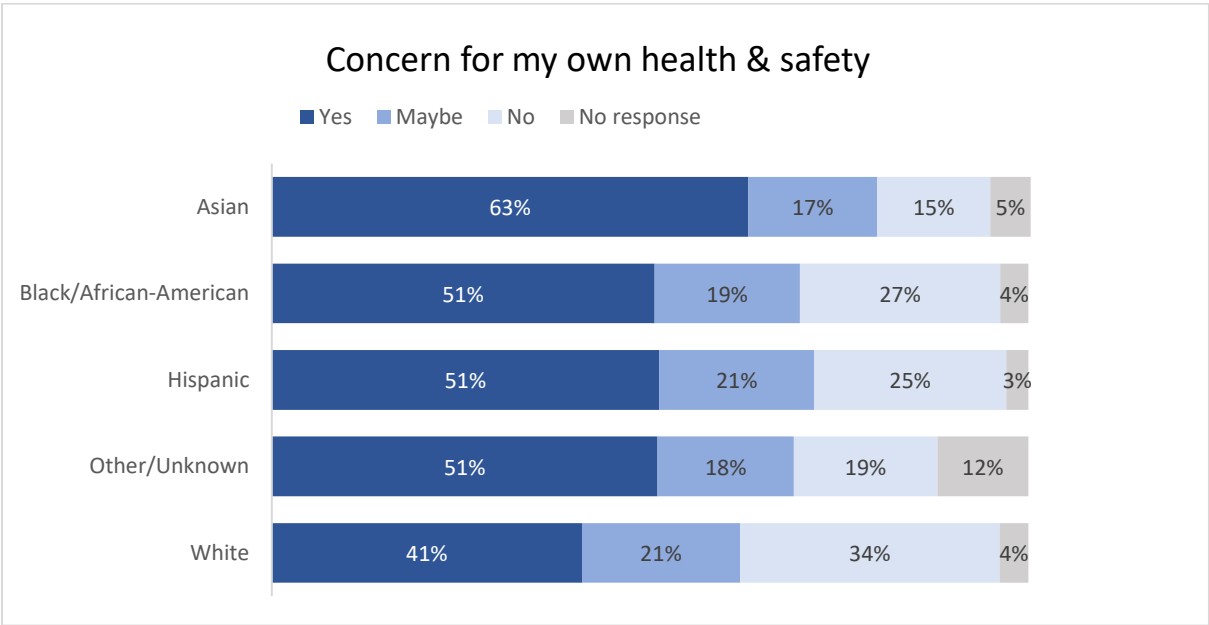
**Are any of these potential barriers for you to return to in-person learning for the Fall 2021 semester?** (4323 responses)

- A majority of students reported that concern for the health and safety of others in their household (54%) and concern for their own health and safety (51%) were barriers to return to in-person learning for the Fall 2021 semester.
- In open-ended responses, students expressed that their concerns for returning to campus are due to COVID-19, other health issues, uncertainty about course flexibility and access to basic needs. Many students expressed that the best support LBCC could provide to return to in-person learning in the Fall 2021 semester is ensuring that proper safety measures against the transmission of COVID-19 are in place in the classrooms and the campus.
- Other frequently mentioned barriers were work hours (35%) and concern for their mental health (34%). In open-ended responses, some students who work reported that online learning has better accommodated their ability to work.
- A little less than a third of students reported that work hours (29%) was a possible barrier and a quarter said family commitments (25%) were possible barriers to returning on campus.

**Proportion of barriers for students to return to in-person learning for the Fall 2021 semester**

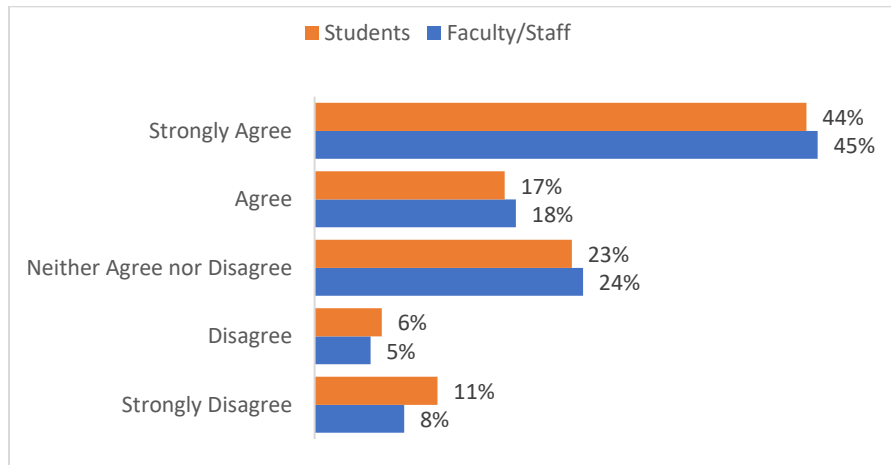


- When disaggregated by race/ethnicity, student concern for their health & safety and the health & safety of others in their household was higher for our students of color and highest for our Asian students.
- In open-ended responses, students spoke about the concerns for safety due to hate crimes committed against Asian- Americans.



**“I would be more comfortable if all faculty/staff are fully vaccinated before returning on campus” and “I would be more comfortable if all students, including myself, were fully vaccinated before returning onsite” (4275 responses)**

- Almost half of the students would be more comfortable if LBCC faculty, staff and students are fully vaccinated before returning on campus.
- In open-ended responses, students were concerned about vaccination status. While many would prefer to return on campus if everyone is vaccinated, some students did not want that to be a requirement for returning on campus.
- When disaggregated by race/ethnicity, Asian students (57%) were more likely to “strongly agree” than White students (42%).





**Student welfare** (4270 responses)

- Students were asked about their welfare and the majority reported experiencing a loss of income in the past 6 months (54%). Although this percentage remains high, it is comparable to Fall 2020 when a similar question was asked.
- Almost half of the students were concerned about their mental health. In open-ended responses, students continued to express a need for more mental health support from LBCC and suggested periodic checks on students, therapy sessions, workshops, and other mental health resources to support student success.
- When disaggregated by race/ethnicity, our Black students reported food insecurity at a higher rate (26%) compared to our White students (15%) and other student groups.
- Black students also experienced an inability to pay rent or utilities at a higher rate (22%) compared to White students (12%) and other student groups.

